

**CANDIDATE OATH -  
STATE AND LOCAL PARTISAN OFFICE**

Check applicable one:

- Candidate with party affiliation
- Candidate with no party affiliation
- Write-in candidate

SUPERVISOR OF ELECTIONS

2020 JUN -9 AM 10:59

PALM BEACH COUNTY, FL

OFFICE USE ONLY

**Candidate Oath**

(Section 99.021(1)(a), Florida Statutes)

I, MARIA G. MARINO

(Print name above as you wish it to appear on the ballot. If your last name consists of two or more names but has no hyphen, check box . (See page 2 - Compound Last Names). No change can be made after the end of qualifying. Although a write-in candidate's name is not printed on the ballot, the name must be printed above for oath purposes.)

am a candidate for the office of PBC COMMISSION, 1, \_\_\_\_\_,  
(Office) (District #) (Circuit #)

\_\_\_\_\_ ; I am a qualified elector of PB County, Florida; I am qualified  
(Group or Seat #)

under the Constitution and the Laws of Florida to hold the office to which I desire to be nominated or elected; I have qualified for no other public office in the state, the term of which office or any part thereof runs concurrent with the office I seek; and I have resigned from any office from which I am required to resign pursuant to Section 99.012, Florida Statutes; and I will support the Constitution of the United States and the Constitution of the State of Florida.

**Statement of Party**

(Section 99.021(1)(b), Florida Statutes)

(Complete Statement of Party only if you are seeking to qualify for nomination as a party candidate.)

I am a member of the REPUBLICAN Party; I have not been a registered member of any other political party for 365 days before the beginning of qualifying preceding the general election for which I seek to qualify; and I have paid the assessment levied against me, if any, as a candidate for said office by the executive committee of the political party, of which I am a member.

Candidate's Florida Voter Registration Number (located on your voter information card): 112656136


Phonetic spelling for audio ballot: Print name phonetically on the line below as you wish it to be pronounced on the audio ballot as may be used by persons with disabilities (see instructions on page 2 of this form): [Not applicable to write-in candidates.]  
ma-ree-a ma-ree-no

X Maria G. Marino (561) 906-8222 notemariamarino@gmail.com  
Signature of Candidate Telephone Number Email Address  
3 Carrick Road PB6 FL 33418  
Address City State ZIP Code

STATE OF FLORIDA  
COUNTY OF Palm Beach

Amber Sacks  
Signature of Notary Public  
Print, Type, or Stamp Commissioned Name of Notary Public below:

Sworn to (or affirmed) and subscribed before me by physical  or online  presence this 9<sup>th</sup> day of June, 20 20.  
Personally Known: \_\_\_\_\_ or Produced Identification:   
Type of Identification Produced: FLDL



**OF FINANCIAL INTERESTS**

Please print or type your name, mailing address, agency name, and position below:

**FOR OFFICE USE ONLY:**  
 SUPERVISOR OF ELECTIONS  
 2020 JUN -9 AM 10:59  
 PALM BEACH COUNTY, FL

LAST NAME — FIRST NAME — MIDDLE NAME:  
 Marino Maria Gloria

MAILING ADDRESS:  
 3 Carrick Road

CITY : ZIP : COUNTY :  
 Palm Beach Gardens 33418 Palm Beach

NAME OF AGENCY :  
 Palm Beach County

NAME OF OFFICE OR POSITION HELD OR SOUGHT :  
 Commissioner, District 1

CHECK IF THIS IS A FILING BY A CANDIDATE

**PART A -- NET WORTH**

Please enter the value of your net worth as of December 31, 2019 or a more current date. [Note: Net worth is not calculated by subtracting your reported liabilities from your reported assets, so please see the instructions on page 3.]

My net worth as of May 28, 20 20 was \$ 1,131,056.00.

**PART B -- ASSETS**

**HOUSEHOLD GOODS AND PERSONAL EFFECTS:**

Household goods and personal effects may be reported in a lump sum if their aggregate value exceeds \$1,000. This category includes any of the following, if not held for investment purposes: jewelry; collections of stamps, guns, and numismatic items; art objects; household equipment and furnishings; clothing; other household items; and vehicles for personal use, whether owned or leased.

The aggregate value of my household goods and personal effects (described above) is \$ 75,000.00

**ASSETS INDIVIDUALLY VALUED AT OVER \$1,000:**

DESCRIPTION OF ASSET (specific description is required - see instructions p.4)	VALUE OF ASSET
SEE ATTACHED	\$ 1,220,014.00

**PART C -- LIABILITIES**

**LIABILITIES IN EXCESS OF \$1,000 (See instructions on page 4):**

NAME AND ADDRESS OF CREDITOR	AMOUNT OF LIABILITY
SEE ATTACHED	\$ 88,958.00

**JOINT AND SEVERAL LIABILITIES NOT REPORTED ABOVE:**

NAME AND ADDRESS OF CREDITOR	AMOUNT OF LIABILITY
N/A	



**PART D -- INCOME**

Identify each separate source and amount of income which exceeded \$1,000 during the year, including secondary sources of income. Or attach a complete copy of your 2019 federal income tax return, including all W2s, schedules, and attachments. Please redact any social security or account numbers before attaching your returns, as the law requires these documents be posted to the Commission's website.

I elect to file a copy of my 2019 federal income tax return and all W2's, schedules, and attachments.  
 (If you check this box and attach a copy of your 2019 tax return, you need not complete the remainder of Part D.)

SUPERVISOR OF ELECTIONS

2020 JUN -9 AM 10:59

**PRIMARY SOURCES OF INCOME (See instructions on page 5):**

PALM BEACH COUNTY, FL

NAME OF SOURCE OF INCOME EXCEEDING \$1,000	ADDRESS OF SOURCE OF INCOME	AMOUNT
SEE ATTACHED		\$ 91,984.00

**SECONDARY SOURCES OF INCOME** [Major customers, clients, etc., of businesses owned by reporting person--see instructions on page 5]:

NAME OF BUSINESS ENTITY	NAME OF MAJOR SOURCES OF BUSINESS' INCOME	ADDRESS OF SOURCE	PRINCIPAL BUSINESS ACTIVITY OF SOURCE
N/A			

**PART E -- INTERESTS IN SPECIFIED BUSINESSES [Instructions on page 6]**

	BUSINESS ENTITY # 1	BUSINESS ENTITY # 2	BUSINESS ENTITY # 3
NAME OF BUSINESS ENTITY	N/A		
ADDRESS OF BUSINESS ENTITY			
PRINCIPAL BUSINESS ACTIVITY			
POSITION HELD WITH ENTITY			
I OWN MORE THAN A 5% INTEREST IN THE BUSINESS			
NATURE OF MY OWNERSHIP INTEREST			

**PART F - TRAINING**

For officers required to complete annual ethics training pursuant to section 112.3142, F.S.

I CERTIFY THAT I HAVE COMPLETED THE REQUIRED TRAINING.

**OATH**

I, the person whose name appears at the beginning of this form, do depose on oath or affirmation and say that the information disclosed on this form and any attachments hereto is true, accurate, and complete.

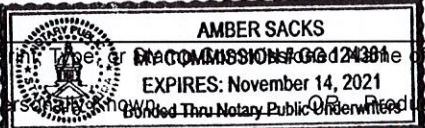
STATE OF FLORIDA

COUNTY OF Palm Beach

Sworn to (or affirmed) and subscribed before me by means of  physical presence or  online notarization, this 9<sup>th</sup> day of

June, 2020 by marie marino

Amber Sacks  
 (Signature of Notary Public--State of Florida)

 AMBER SACKS  
 (Notary Public)

Person's name known to Notary Public or Produced Identification

Type of Identification Produced FLDL

Marie G. Marino  
 SIGNATURE OF REPORTING OFFICIAL OR CANDIDATE

If a certified public accountant licensed under Chapter 473, or attorney in good standing with the Florida Bar prepared this form for you, he or she must complete the following statement:

I, \_\_\_\_\_, prepared the CE Form 6 in accordance with Art. II, Sec. 8, Florida Constitution, Section 112.3144, Florida Statutes, and the instructions to the form. Upon my reasonable knowledge and belief, the disclosure herein is true and correct.

\_\_\_\_\_  
 Signature Date

**Preparation of this form by a CPA or attorney does not relieve the filer of the responsibility to sign the form under oath.**

**IF ANY OF PARTS A THROUGH E ARE CONTINUED ON A SEPARATE SHEET, PLEASE CHECK HERE**



# Asset & Liabilities Worksheet, Maria Marino

BALANCE SHEET	2020	Notes
<b>Current assets</b>	<b>\$75,000</b>	SUPERVISOR OF ELECTIONS
Household Goods and Personal Effects	\$75,000	2020 JUN -9 AM 10:59
<b>Fixed assets</b>	<b>\$860,000</b>	PALM BEACH COUNTY, FL
<b>Property &amp; land</b>		
3 Carrick Rd, PBG FL 33418	\$400,000	MLS and PBC Prop. App. Attached
Renovations/improvements	\$100,000	
43 Cottontail Lane, Jay NY 12941	\$120,000	Tax bill Attached
3021 Alcazar Place, PBG FL 33410	\$120,000	Property Appraiser Attached
<b>Business Interest</b>		
14 Elmcrest Properties, LLC	\$120,000	K1 Attached
PO Box 579, Wilton, CT 06897		
8% Ownership (K1 attached)		
<b>Financial Assets</b>	\$285,014	
Personal Checking, Bank of America	\$1,500	Fluid, as of 5/29/2020
Marino Realty Checking, Bank of America	\$1,500	Fluid, as of 5/29/2020
Personal Savings	\$11,371	Fluid, as of 5/29/2020
FRS Retirement (Palm Beach Gardens)	\$15,153	Statement Attached
Roth IRA (Merrill)	\$127,533	Statement Attached
PSP Retirement (Merrill)	\$77,460	Statement Attached
Brokerage Account (Merrill)	\$3,998	Statement Attached
Annuity, Nationwide (Merrill)	\$40,542	Statement Attached
Stocks - Ford (Merrill)	\$5,957	Statement Attached
<b>Total assets</b>	<b>\$1,220,014</b>	
<b>Current/short-term liabilities</b>	<b>\$750</b>	
Credit cards payable	\$750	
More...		
<b>Long-term liabilities</b>	<b>\$88,208</b>	
3021 Alcazar Place Mortgage	\$86,000	
Suntrust Bank		
PO Box 79041		
Baltimore, MD 21279-0041		
BMW X3	\$2,208	
BMW Financial Service		
PO Box 9001065		
Louisville, KY 40290-1065		
More...		
<b>Total liabilities</b>	<b>\$88,958</b>	
<b>NET ASSETS (NET WORTH)</b>	<b>\$1,131,056</b>	

# Income Worksheet, Maria Marino

SUPERVISOR OF ELECTIONS

<b>INCOME</b>	\$91,984	2020 JUN -9 AM 10: 59
<b>City of Palm Beach Gardens</b>		
10500 North Military Trail	\$29,932 2019	PALM BEACH COUNTY, FL
PBG, FL 33410	\$13,152 2020 to date	
<b>Jupiter Children's Foundation</b>		
103 Bear's Club Drive	\$6,000 2019	
Jupiter, FL 33477		
<b>Marino Realty Group</b>		
4440 PGA Boulevard, Suite 600	\$25,500 2019	
PBG, FL 33410	\$8,850 2020 Earnings to date	
<b>14 Elmcrest Terrace LLC</b>		
PO Box 579		
Wilton, CT 06897	\$6,000 2019 Statement Attached	
<b>San Matera</b>		
3021 Alcazar Place	\$1,800 2019	
	\$750 Estimate 2020	
PBG, FL 33410		Rent - mortgage/taxes/HOA/Ins. does not include additional expenses or depreciation)



Property Detail

Location Address 3 CARRICK RD  
 Municipality PALM BEACH GARDENS  
 Parcel Control Number 52-42-42-09-01-000-0570  
 Subdivision PGA RESORT COMMUNITY PL 3  
 Official Records Book 30234  
 Sale Date NOV-2018  
 Legal Description PGA RESORT COMMUNITY PL 3 LT 57

SUPERVISOR OF ELECTIONS  
 2020 JUN -9 AM 11:00  
 PALM BEACH COUNTY, FL  
 Page 1876  
 394,011  
 + 105,000 (2020 IMP.)  
 @ 500,000<sup>00</sup>

Owner Information

Owners  
 MARINO MARIA G &  
 MARINO FAUSTA &  
 MARINO GABRIEL A

Mailing address  
 3 CARRICK RD  
 PALM BEACH GARDENS FL 33418 6836

MCS would put it closer to  
 \$650,000

Sales Information

Sales Date	Price	OR Book/Page	Sale Type	Owner
NOV-2018	\$540,000	30234 / 01876	WARRANTY DEED	MARINO GABRIEL A &
AUG-2004	\$470,000	17459 / 01779	WARRANTY DEED	SIMPSON WILLIAM J &
JAN-1996	\$230,000	09100 / 01237	WARRANTY DEED	
NOV-1988	\$305,000	05901 / 00298	WARRANTY DEED	
JUL-1984	\$242,000	04301 / 00694	WARRANTY DEED	
AUG-1983	\$56,000	04031 / 01680	WARRANTY DEED	
JAN-1979	\$35,800	03165 / 00322	WARRANTY DEED	

Exemption Information

Applicant/Owner	Year	Detail
MARINO MARIA G &	2020	HOMESTEAD
MARINO MARIA G &	2020	ADDITIONAL HOMESTEAD
MARINO FAUSTA &	2020	HOMESTEAD
MARINO FAUSTA &	2020	ADDITIONAL HOMESTEAD
MARINO GABRIEL A	2020	HOMESTEAD
MARINO GABRIEL A	2020	ADDITIONAL HOMESTEAD

Property Information

Number of Units 1  
 \*Total Square Feet 3447  
 Acres 0.3397  
 Use Code 0100 - SINGLE FAMILY  
 Zoning PCD - Planned Community Development ( 52-PALM BEACH GARDENS )

Appraisals

Tax Year	2019	2018	2017
Improvement Value	\$194,011	\$243,886	\$233,823
Land Value	\$200,000	\$210,105	\$182,700
Total Market Value	\$394,011	\$453,991	\$416,523

All values are as of January 1st each year

Assessed and Taxable Values

Tax Year	2019	2018	2017
Assessed Value	\$347,665	\$355,877	\$348,557
Exemption Amount	\$50,000	\$355,877	\$348,557
Taxable Value	\$297,665	\$0	\$0

Taxes

Tax Year	2019	2018	2017
Ad Valorem	\$6,087	\$0	\$0
Non Ad Valorem	\$582	\$582	\$581
Total tax	\$6,669	\$582	\$581

**2020 TOWN & COUNTY TAX BILL  
TOWN OF JAY**

Bill No. 001383  
Sequence No. 1179  
Page No. 1 of 1

\* For Fiscal Year 01/01/2020 to 12/31/2020

\* Warrant Date 12/20/2019

**MAKE CHECKS PAYABLE TO:**

SUSAN RICHARDS  
TOWN OF JAY  
TAX COLLECTOR  
PO BOX 730  
AUSABLE FORKS NY 12912

**TO PAY IN PERSON**

SUSAN RICHARDS  
11 SCHOOL LANE  
AUSABLE FORKS, NY 12912  
JAN HRS MON & TUES 9-11:30AM  
SAT 9AM-NOON

**ASSessor OF ELECTORAL DISTRICTS S/B/L ADDRESS & LEGAL DESCRIPTION & CK DIGIT**

**152800 17.50-4-16.000**  
Address: 43 Cottontail Ln  
Town of: Jay  
School: Ausable Valley

**NYS Tax & Finance School District Code:**  
210 - 1 Family Res Roll Sect. 1  
**Parcel Acreage:** 0.90  
**Account No.**  
**Bank Code**

Marino Maria G  
3 Carrick Rd  
Palm Beach Gardens, FL 33418

ated State Aid: TOWN 47,700

**PROPERTY TAXPAYER'S BILL OF RIGHTS**

The Total Assessed Value of this property is:  
The Uniform Percentage of Value used to establish assessments in v  
The assessor estimates the Full Market Value of this property  
If you feel your assessment is too high, you have the right  
Assessment in New York State" is available at the as  
complaints on the above assessment has passed.

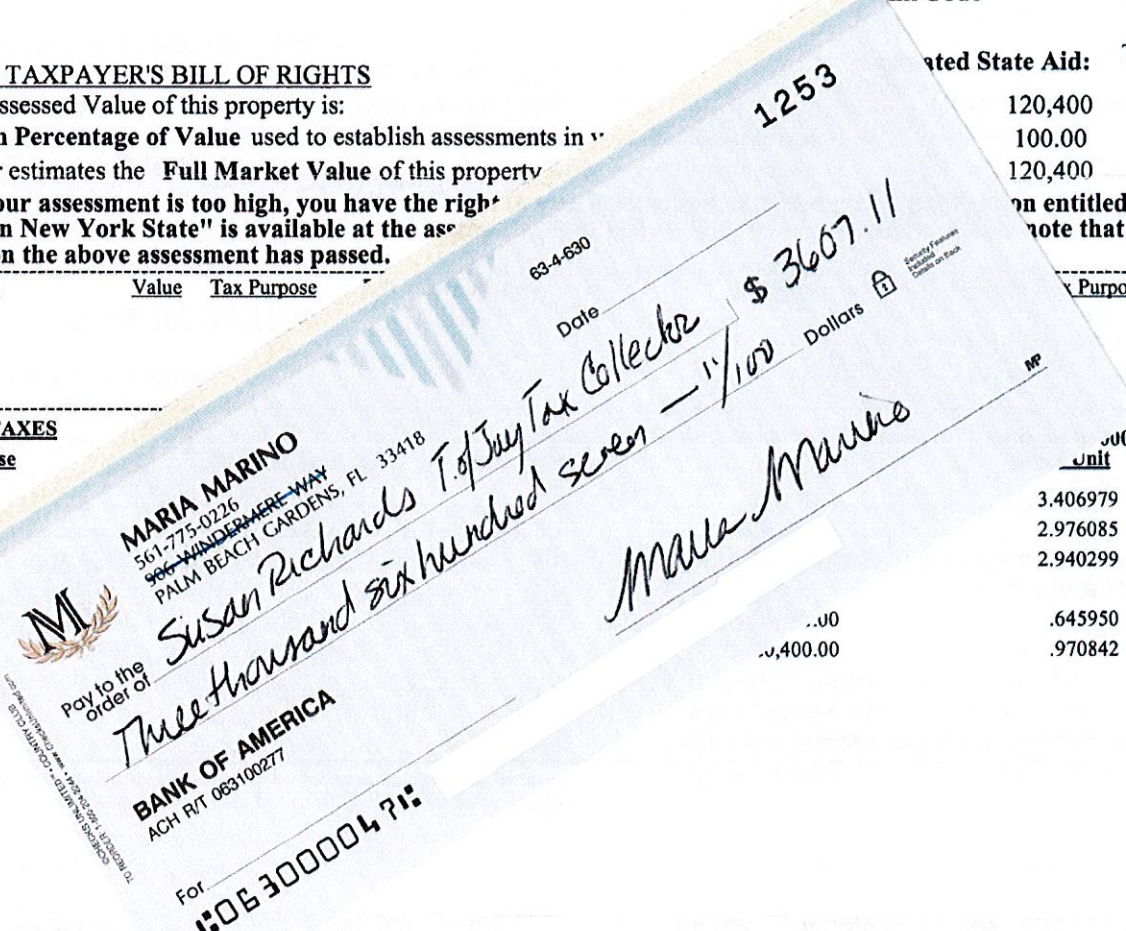
120,400  
100.00  
120,400  
on entitled "Contesting Your  
note that the period for filing

Exemption	Value	Tax Purpose	Purpose	Full Value Estimate
-----------	-------	-------------	---------	---------------------

**PROPERTY TAXES**

**Taxing Purpose**

County Tax	Town Gen	High	Schoo.	Ambula	Jay Fire	Unit	Tax Amount
						3.406979	410.20
						2.976085	358.32
						2.940299	354.01
							2,289.92
						.645950	77.77
						.970842	116.89



Property description(s): 142 Jay

Due By:	Pe	erest	Amount	Total Due
01/31/2020		0.00	3,607.11	3,607.11
02/28/2020		36.07	3,607.11	3,643.18
03/31/2020		72.14	3,607.11	3,679.25
04/30/2020		108.21	3,607.11	3,715.32

**TOTAL TAXES DUE \$3,607.11**

Apply For Third Party Notification By: 11/01/2020  
Taxes paid by \_\_\_\_\_ CA CH

**RETURN THE ENTIRE BILL WITH PAYMENT AND PLACE A CHECK MARK IN THIS BOX  IF YOU WANT A RECEIPT OF PAYMENT. THE RECEIVER'S STUB MUST BE RETURNED WITH PAYMENT.**

**TOWN OF JAY  
RECEIVER'S STUB**

Bill No. 001383  
**152800 17.50-4-16.000**  
Bank Code

Town of: Jay  
School: Ausable Valley  
Property Address: 43 Cottontail Ln

Marino Maria G  
3 Carrick Rd  
Palm Beach Gardens, FL 33418

Pay By:	01/31/2020	0.00	3,607.11	3,607.11
	02/28/2020	36.07	3,607.11	3,643.18
	03/31/2020	72.14	3,607.11	3,679.25
	04/30/2020	108.21	3,607.11	3,715.32

**TOTAL TAXES DUE \$3,607.11**



Property Detail

Location Address 3021 ALCAZAR PL UNIT 302  
 Municipality PALM BEACH GARDENS  
 Parcel Control Number 52-43-42-05-35-021-3020  
 Subdivision SAN MATERA THE GARDENS CONDOMINIUM  
 Official Records Book 18960 Page 354  
 Sale Date JUL-2005  
 Legal Description SAN MATERA THE GARDENS CONDOMINIUM UNIT 302 BLDG 21

SUPERVISOR OF ELECTIONS  
 2020 JUN -9 AM 11:00  
 PALM BEACH COUNTY, FL

Owner Information

Owners  
 MARINO MARIA G

Mailing address  
 3 CARRICK RD  
 PALM BCH GDNS FL 33418 6836

Sales Information

Sales Date	Price	OR Book/Page	Sale Type	Owner
JUL-2005	\$176,184	18960 / 00354	WARRANTY DEED	MARINO MARIA G

Exemption Information

No Exemption information available

Property Information

Number of Units 1  
 \*Total Square Feet 768  
 Acres  
 Use Code 0400 - CONDOMINIUM  
 Zoning -

Appraisals

Tax Year	2019	2018	2017
Improvement Value	\$120,500	\$105,500	\$90,500
Land Value	\$0	\$0	\$0
Total Market Value	\$120,500	\$105,500	\$90,500

All values are as of January 1st each year

Assessed and Taxable Values

Tax Year	2019	2018	2017
Assessed Value	\$99,678	\$90,616	\$82,378
Exemption Amount	\$0	\$0	\$0
Taxable Value	\$99,678	\$90,616	\$82,378

Taxes

Tax Year	2019	2018	2017
Ad Valorem	\$2,127	\$1,851	\$1,679
Non Ad Valorem	\$216	\$214	\$212
Total tax	\$2,343	\$2,065	\$1,891

Dorothy Jacks, CFA, AAS PALM BEACH COUNTY PROPERTY APPRAISER www.pbcgov.org/PAPA

MLS Camps put value @ \$135,000



Schedule K-1 (Form 1065)

2019

Department of the Treasury Internal Revenue Service

For calendar year 2019, or tax year

beginning \_\_\_\_\_, 2019 ending \_\_\_\_\_, 20 \_\_\_\_\_

Partner's Share of Income, Deductions, Credits, etc.

See page 2 of form and separate instructions.

Final K-1

Amended K-1

OMB No. 1545-0123

Part III Partner's Share of Current Year Income, Deductions, Credits, and Other Items

Table with 14 rows and 2 columns. Row 1: Ordinary business income (loss) 15 Credits. Row 2: Net rental real estate income (loss) 9 AM 11:00. Row 3: Other net rental income (loss) 16 Foreign transactions. Row 4a: Guaranteed payments for services. Row 4b: Guaranteed payments for capital. Row 4c: Total guaranteed payments. Row 5: Interest income. Row 6a: Ordinary dividends. Row 6b: Qualified dividends. Row 6c: Dividend equivalents. Row 7: Royalties. Row 8: Net short-term capital gain (loss). Row 9a: Net long-term capital gain (loss). Row 9b: Collectibles (28%) gain (loss). Row 9c: Unrecaptured section 1250 gain. Row 10: Net section 1231 gain (loss). Row 11: Other income (loss) A 6,626. Row 12: Section 179 deduction. Row 13: Other deductions. Row 14: Self-employment earnings (loss). Row 15: Alternative minimum tax (AMT) items. Row 16: Tax-exempt income and nondeductible expenses. Row 17: Distributions. Row 18: Other information. Row 19: Z \* STMT. Row 20: 21 More than one activity for at-risk purposes\*. Row 21: 22 More than one activity for passive activity purposes\*.

Part I Information About the Partnership

A Partnership's employer identification number. B Partnership's name, address, city, state, and ZIP code. 14 ELMCREST PROPERTIES LLC. PO BOX 579. Wilton, CT 06897. C IRS Center where partnership filed return E-FILE. D Check if this is a publicly traded partnership (PTP).

Part II Information About the Partner

E Partner's SSN or TIN (Do not use TIN of a disregarded entity. See instr.) 046-62-0395. F Name, address, city, state, and ZIP code for partner entered in E. See instr. MARIA MARINO. 3 CARRICK RD. PBC FL 33418. G General partner or LLC member-manager. H1 Domestic partner. H2 If the partner is a disregarded entity (DE), enter the partner's TIN and Name. I1 What type of entity is this partner? INDIVIDUAL. I2 If this partner is a retirement plan (IRA/SEP/Keogh/etc.), check here. J Partner's share of profit, loss, and capital (see instructions). Table with Beginning and Ending columns for Profit, Loss, and Capital. K Partner's share of liabilities: Table with Beginning and Ending columns for Nonrecourse, Qualified nonrecourse financing, and Recourse. Check this box if item K includes liability amounts from lower tier partnerships.

L Partner's Capital Account Analysis

Capital method: Tax Basis

Table with 2 columns: Description and Amount. Beginning capital account \$ 7,524. Capital contributed during the year \$. Current year net income (loss) \$ 5,581. Other increase (decrease) attach explanation \$. Withdrawals & distributions \$ (6,626). Ending capital account \$ 6,479.

M Did the partner contribute property with a built-in gain or loss? Yes No. If "Yes," attach statement. See instructions.

N Partner's Share of Net Unrecognized Section 704(c) Gain or (Loss)

Table with 2 columns: Description and Amount. Beginning \$. Ending \$.

For IRS Use Only

6

SUPERVISOR OF ELECTIONS

2020 JUN -9 AM 11:00

PALM BEACH COUNTY, FL

Investments

**Portfolio**

---

Fund Performance

---

Change Investments


Portfolio for FRS Investment Plan As of May 27, 2020

Your Money Year-to-Date (2020) ▼

Strategy

Activity Summary

Your 2020 Return



-4.93%

Activity Summary

Jan 1, 2020 to May 27, 2020

Opening Balance	\$14,552.71
Loss	-\$755.09
<u>Other Activity</u>	+ \$1,355.90
Closing Balance	\$15,153.52

FRS Investment Plan Portfolio Year-to-Date (2020) ▼

Jan 1, 2020 to May 27, 2020

Change Investments
Download

**Retirement Date**

<u>FRS 2025 Retirement Date Fund (2025)</u>	\$15,153.52	<u>Current Mix</u> 100%	<u>Fund Return</u> -5.08%
<u>Loss</u>	↓ -\$755.09	<u>Future Investment</u> 100%	<u>Fund Price</u> \$12.958224
<u>Other Activity</u>	+ \$1,355.90	<u>Units</u> 1,169.412778	

Relative Risk : **Conservative**

Customer Service 1-866-446-9377



# FRS 2025 Retirement Fund (2025)

Overview Performance Fees Risk Portfolio Management View All

Data as of 04-30-2020 unless otherwise noted

SUPERVISOR OF ELECTIONS

2020 JUN -9 AM 11:00

PALM BEACH COUNTY, FL

## Lipper Classification

## Historical Performance

### Mixed-Asset Target 2025 Funds

Funds that seek to maximize assets for retirement with an expected retirement date on or about 2025.

## Fund Objective

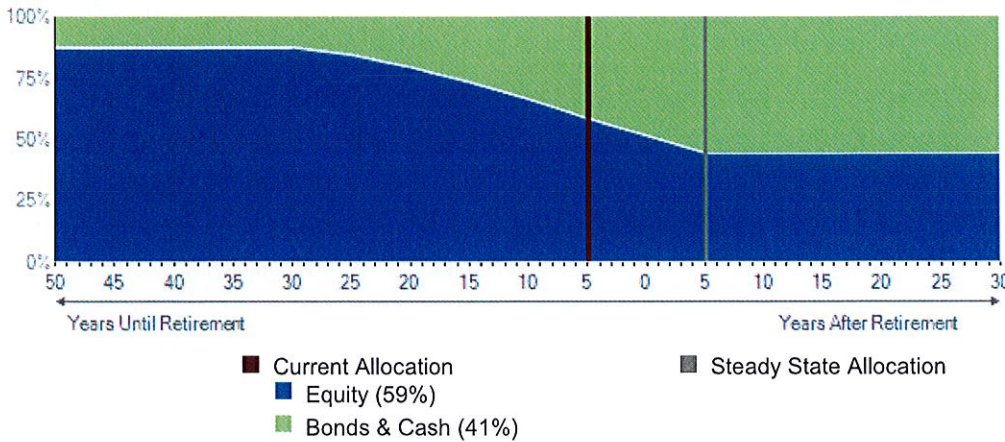
The Fund seeks to provide capital appreciation, current income and inflation protection. The fund is best suited for FRS members who between 10 and 15 years before reaching the FRS" normal retirement age" or between 10 and 15 years before anticipating to retire. The fund is a blend of institutional funds and mutual funds.

Review Investment Policy

	FRS 2025 Retirement Fund (2025)	FRS Retirement 2025 Index
Year to Date	-7.55	-7.24
1 Year*	-1.01	-0.81
3 Years*	4.33	4.19
5 Years*	4.20	4.05
10 Years*	6.31	6.10
Fund Inception*	8.16	7.94

\*Annualized Data

## Glide Path



For best printing results, change page orientation to landscape.

SUPERVISOR OF ELECTIONS

2020 JUN -9 AM 11:00

PALM BEACH COUNTY, FL

MARIA ROTH IRA

\$127,533.47

+\$82.11 +0.06%

Holdings for MARIA ROTH IRA

Dow 25,589.99 +41.72 +0.16% NASDAQ 9,443.13 +30.77 +0.33% S&P 500 3,050.24 +14.11 +0.46% 10 Year T-Note 0.70 +0.03 +4.84% Real-time quotes

Have ideas about enhancing this page? Please provide your suggestions. X

View by  Product Class  Security  Account

Real-Time Quotes

As of 05/28/2020 03:22 PM ET

Product Class	Value	Day's Value Change	Unrealized Gain/Loss
---------------	-------	--------------------	----------------------

**Money Accounts**

Symbol Description	Quantity	Price	Day's Change	Value	Day's Value Change	Unrealized Gain/Loss	Last Updated
<b>IIAXX</b> BANK OF AMERICA, NA RASP	1,744.6200	\$1.00	\$0.00 0.00%	\$1,744.62	\$0.00	-- --	05/27/2020 <a href="#">Action</a>
<b>Total</b>				<b>\$1,744.62</b>	<b>\$0.00</b> <b>0.00%</b>	<b>--</b> <b>--</b>	

**Stocks & Related**

Symbol Description	Quantity	Price	Day's Change	Value	Day's Value Change	Unrealized Gain/Loss	BofAML Rating	Last Updated
<b>IWD</b> ISHARES RUSSELL 1000 VALUE	83	\$114.9150	+\$0.0250 +0.02%	\$9,537.96	+\$2.08	+\$1,377.02 +16.87%	--	03:22 PM ET <a href="#">Action</a>
<b>IWF</b> ISHARES RUSSELL 1000 GROWTH	53	\$184.04	+\$1.51 +0.83%	\$9,754.12	+\$80.03	+\$4,225.66 +76.43%	--	03:22 PM ET <a href="#">Action</a>
<b>Total</b>				<b>\$19,292.08</b>	<b>+\$82.11</b> <b>+0.43%</b>	<b>+\$5,602.68</b> <b>+40.93%</b>		

<u>Cash Balance</u>	\$0.00	
Short Term Gain		+\$417.53
Short Term Loss		-\$1,125.28
<b>Total Short Term Gain/Loss</b>		<b>-\$707.75</b>
Long Term Gain		+\$12,822.24
Long Term Loss		-\$5,872.05
<b>Total Long Term Gain/Loss</b>		<b>+\$6,950.19</b>
<b>Total</b>	<b>\$127,533.47</b>	<b>+\$82.11</b> <b>+0.06%</b>



Product Class		Value	Day's Value Change	Unrealized Gain/Loss				
<b>Mutual Funds</b>								
<b>SUPERVISOR OF ELECTIONS</b>								
<b>Symbol</b>	<b>Quantity</b>	<b>Price</b>	<b>Day's Change</b>	<b>Value</b>	<b>Day's Value Change</b>	<b>Unrealized Gain/Loss</b>	<b>Cumulative Investment Return</b>	<b>Last Updated</b>
<b>PALM BEACH COUNTY, FL</b>								
<b>OAYIX</b> OAKMARK INTL FD CL ADV	436.5520	\$18.33	\$0.00 0.00%	\$8,002.00	\$0.00	-\$2,292.65 -22.27%	+\$74.10 +0.93%	05/27/2020 Action
<b>MADVX</b> BLACKROCK EQTY DIVIDEND FUND INSTL	667.1000	\$18.09	\$0.00 0.00%	\$12,067.85	\$0.00	-\$1,691.66 -12.29%	+\$6,166.51 +104.49%	05/27/2020 Action
<b>PONPX</b> PIMCO INCOME FUND CL I2	1,008.8170	\$11.33	\$0.00 0.00%	\$11,429.91	\$0.00	-\$959.61 -7.75%	+\$758.76 +7.11%	05/27/2020 Action
<b>LZEMX</b> LAZARD EMERGING MARKETS EQUITY PTFL CL INSTL	169.9410	\$13.97	\$0.00 0.00%	\$2,374.08	\$0.00	-\$807.52 -25.38%	-\$97.43 -3.94%	05/27/2020 Action
<b>NHILX</b> NEUBERGER BERMAN HIGH INCOME BOND FUND CL INST	374.1410	\$8.02	\$0.00 0.00%	\$3,000.60	\$0.00	-\$383.89 -11.34%	+\$1,177.99 +64.63%	05/27/2020 Action
<b>JMGRX</b> JANUS HENDERSON ENTERPRISE FUND I	19.3590	\$132.77	\$0.00 0.00%	\$2,570.30	\$0.00	-\$207.89 -7.48%	-\$89.76 -3.37%	05/27/2020 Action
<b>CPXIX</b> COHEN & STEERS PREFERRED SEC & INCOME FD CL I	164.0200	\$13.40	\$0.00 0.00%	\$2,197.85	\$0.00	-\$32.57 -1.46%	+\$85.51 +4.05%	05/27/2020 Action
<b>MRBIX</b> MFS TOTAL RETURN BOND FUND CL I	681.1860	\$11.20	\$0.00 0.00%	\$7,629.29	\$0.00	+\$267.22 +3.63%	+\$1,829.08 +31.53%	05/27/2020 Action
<b>JCVIX</b> JOHN HANCOCK CLASSIC VALUE FUND CL I	245.4210	\$23.84	\$0.00 0.00%	\$5,850.84	\$0.00	+\$366.76 +6.69%	+\$1,367.15 +30.49%	05/27/2020 Action
<b>OYRDY</b> INVESCO OPNHMR RISING DIVIDENDS FUND CL Y	668.9440	\$19.90	\$0.00 0.00%	\$13,311.99	\$0.00	+\$1,095.39 +8.97%	+\$6,647.02 +99.73%	05/27/2020 Action
<b>Total</b>				<b>\$106,496.77</b>	<b>\$0.00</b> <b>0.00%</b>	<b>+\$639.76</b> <b>+0.60%</b>	<b>+\$33,899.78</b> <b>+46.70%</b>	
<u>Cash Balance</u>				\$0.00				
Short Term Gain							+\$417.53	
Short Term Loss							-\$1,125.28	
<b>Total Short Term Gain/Loss</b>							<b>-\$707.75</b>	
Long Term Gain							+\$12,822.24	
Long Term Loss							-\$5,872.05	
<b>Total Long Term Gain/Loss</b>							<b>+\$6,950.19</b>	
<b>Total</b>				<b>\$127,533.47</b>	<b>+\$82.11</b> <b>+0.06%</b>	<b>+\$6,242.44</b>		

Product Class	Value	Day's Value Change	Unrealized Gain/Loss		
Symbol Description	Quantity Price	Days Change	Value	Day's Value Change	
			Unrealized Gain/Loss	Cumulative Investment Return	
				Last Updated	
<b>LSGRX</b> LOOMIS SAYLES GROWTH FUND CL Y	1,033.7080 \$19.07	\$0.00 0.00%	\$19,712.82	\$0.00 +14.56%	+2,505.12 +3,758.82 05/27/2020 Action
<b>MLAIX</b> MAINSTAY WINSLOW LARGE CAP GROWTH FUND CL I	1,711.6830 \$10.72	\$0.00 0.00%	\$18,349.24	\$0.00 +17.86%	+2,781.06 +12,222.03 05/27/2020 Action
<b>Total</b>			<b>\$106,496.77</b>	<b>\$0.00</b> 0.00%	<b>+\$639.76</b> <b>+\$33,899.78</b> <b>+46.70%</b>

Cash Balance	\$0.00			
Short Term Gain				+417.53
Short Term Loss				-\$1,125.28
<b>Total Short Term Gain/Loss</b>				<b>-\$707.75</b>
Long Term Gain				+\$12,822.24
Long Term Loss				-\$5,872.05
<b>Total Long Term Gain/Loss</b>				<b>+\$6,950.19</b>
<b>Total</b>			<b>\$127,533.47</b>	<b>+\$82.11</b> <b>+0.06%</b>

#### Holdings by Product Class Report

The data displayed is for informational purposes only. Your account statement is the official record of your holdings and balances.

[Review a description of the third-party ratings methodology.](#)

Please note: None of Bank of America, Merrill Lynch or any affiliates, bears any responsibility or liability with respect to third-party research made available. Clients should understand that they assume full responsibility for any trading decisions they make based upon third-party ratings or reports.

Quotes provided by Nasdaq Basic.

Quotes provided by Nasdaq Basic.

**BofA Global Research Volatility Risk Ratings** indicators of potential price fluctuation, are:

A - Low

B - Medium

C - High

**BofA Global Research Investment Ratings** reflect the analyst's assessment of a stock's absolute total return potential and attractiveness for investment relative to other stocks within its Coverage Cluster (defined below). There are three investment ratings:

1 - **Buy** (stocks are expected to have a total return of at least 10% and are the most attractive stocks in a Coverage Cluster)

2 - **Neutral** (stocks are expected to remain flat or increase in value and are less attractive than Buy rated stocks)

3 - **Underperform** (stocks are the least attractive stocks in a Coverage Cluster).

**BofA Global Research Income Ratings** indicators of potential cash dividends, are:

7 - Same/higher (dividend considered to be secure);

8 - Same/lower (dividend not considered to be secure);

9 - Pays no cash dividend.

Coverage Cluster is comprised of stocks covered by a single analyst or two or more analysts sharing a common industry, sector, region or other classification(s). A stock's coverage cluster is included in the most recent BofA Global Research comment referencing the stock.

Money accounts are not adjusted for pending trades.



For best printing results, change page orientation to landscape.

SUPERVISOR OF ELECTIONS

2020 JUN -9 AM 11:00

PALM BEACH COUNTY, FL

MARIA PSP

\$77,460.83

+\$43.20 +0.06%

Holdings for MARIA PSP

Dow 25,566.44 +18.17 +0.07% NASDAQ 9,435.72 +23.37 +0.25% S&P 500 3,047.55 +11.42 +0.38% 10 Year T-Note 0.70 +0.03 +4.84% Real-time quotes

Have ideas about enhancing this page? Please provide your [suggestions](#). X

View by  Product Class  Security  Account

Real-Time Quotes

As of 05/28/2020 03:21 PM ET

Product Class Value Day's Value Change Unrealized Gain/Loss

Money Accounts

Symbol Description	Quantity	Price	Day's Change	Value	Day's Value Change	Unrealized Gain/Loss	Last Updated
BFRXX	1,933	\$1.00	\$0.00	\$1,933.00	\$0.00	--	05/27/2020
BLF FEDFUND CASH RESERVE			0.00%			--	Action
<b>Total</b>				<b>\$1,933.00</b>	<b>\$0.00</b>	<b>--</b>	
					<b>0.00%</b>	<b>--</b>	

Stocks & Related

Cash Balance	\$0.77		
Short Term Gain			+\$160.14
Short Term Loss			-\$95.65
<b>Total Short Term Gain/Loss</b>			<b>+\$64.49</b>
Long Term Gain			+\$17,123.19
Long Term Loss			-\$1,333.86
<b>Total Long Term Gain/Loss</b>			<b>+\$15,789.33</b>
<b>Total</b>	<b>\$77,460.83</b>	<b>+\$43.20</b>	<b>+\$15,853.82</b>
		<b>+0.06%</b>	

Product Class	Quantity	Price	Day's Change	Value	Day's Value Change	Unrealized Gain/Loss	BofAML Rating	Last Updated
<b>VGK</b> VANGUARD MSCI EUROPEAN ETF	73	\$49.11	+\$0.80 +1.66%	\$3,577.73	+\$58.40	-\$416.23 -10.42%	--	03:21 PM ET Action
<b>KRE</b> SPDR KBW REGIONAL BANKIN ETF	208	\$39.56	-\$1.05 -2.59%	\$8,228.48	-\$218.40	-\$116.41 -1.39%	--	03:21 PM ET Action
<b>VYM</b> VANGUARD HIGH DVD YIELD ETF	101	\$80.42	+\$0.11 +0.14%	\$8,122.42	+\$11.11	+\$676.17 +9.08%	--	03:21 PM ET Action
<b>QUAL</b> ISHARES EDGE MSCI USA QUALITY FACTOR ETF	82	\$96.13	+\$0.28 +0.29%	\$7,882.66	+\$22.96	+\$1,899.62 +31.75%	--	03:21 PM ET Action
<b>VIG</b> VANGUARD DIVIDEND APPRECIATION ETF	87	\$117.7405	+\$0.8205 +0.70%	\$10,243.42	+\$71.38	+\$2,764.83 +36.97%	--	03:21 PM ET Action
<b>SPY</b> SPDR S&P 500 ETF TRUST	35	\$304.72	+\$1.19 +0.39%	\$10,665.20	+\$41.65	+\$3,458.11 +47.98%	--	03:21 PM ET Action
<b>QQQ</b> INVESCO QQQ TR SER 1	55	\$231.31	+\$1.02 +0.44%	\$12,722.05	+\$56.10	+\$8,456.50 +198.25%	--	03:21 PM ET Action
<b>Total</b>				<b>\$61,441.96</b>	<b>+\$43.20</b> <b>+0.07%</b>	<b>+\$16,722.59</b> <b>+37.39%</b>		

#### Mutual Funds

Symbol Description	Quantity	Price	Day's Change	Value	Day's Value Change	Unrealized Gain/Loss	Cumulative Investment Return	Last Updated
<b>PONPX</b> PIMCO INCOME FUND CL I2	875.6520	\$11.33	\$0.00 0.00%	\$9,921.15	\$0.00	-\$817.24 -7.61%	+\$1,029.50 +11.58%	05/27/2020 Action
<b>CPXIX</b> COHEN & STEERS PREFERRED SEC & INCOME FD CL I	310.7410	\$13.40	\$0.00 0.00%	\$4,163.95	\$0.00	-\$51.53 -1.22%	+\$179.29 +4.50%	05/27/2020 Action
<b>Total</b>				<b>\$14,085.10</b>	<b>\$0.00</b> <b>0.00%</b>	<b>-\$868.77</b> <b>-5.81%</b>	<b>+\$1,208.79</b> <b>+9.39%</b>	

<u>Cash Balance</u>	\$0.77		
Short Term Gain			+\$160.14
Short Term Loss			-\$95.65
<b>Total Short Term Gain/Loss</b>			<b>+\$64.49</b>
Long Term Gain			+\$17,123.19
Long Term Loss			-\$1,333.86
<b>Total Long Term Gain/Loss</b>			<b>+\$15,789.33</b>
<b>Total</b>	<b>\$77,460.83</b>	<b>+\$43.20</b> <b>+0.06%</b>	<b>+\$15,853.82</b>



Product Class	Value	Day's Value Change	Unrealized Gain/Loss
Cash Balance	\$0.77		
Short Term Gain			+\$160.14
Short Term Loss			-\$95.65
<b>Total Short Term Gain/Loss</b>			<b>+\$64.49</b>
Long Term Gain			+\$17,123.19
Long Term Loss			-\$1,333.86
<b>Total Long Term Gain/Loss</b>			<b>+\$15,789.33</b>
<b>Total</b>	<b>\$77,460.83</b>	<b>+\$43.20</b> <b>+0.06%</b>	<b>+\$15,853.82</b>

#### Holdings by Product Class Report

The data displayed is for informational purposes only. Your account statement is the official record of your holdings and balances.

[Review a description of the third-party ratings methodology.](#)

Please note: None of Bank of America, Merrill Lynch or any affiliates, bears any responsibility or liability with respect to third-party research made available. Clients should understand that they assume full responsibility for any trading decisions they make based upon third-party ratings or reports.

Quotes provided by Nasdaq Basic.

Quotes provided by Nasdaq Basic.

**BofA Global Research Volatility Risk Ratings** indicators of potential price fluctuation, are:

- A - Low
- B - Medium
- C - High

**BofA Global Research Investment Ratings** reflect the analyst's assessment of a stock's absolute total return potential and attractiveness for investment relative to other stocks within its Coverage Cluster (defined below). There are three investment ratings:

- 1 – **Buy** (stocks are expected to have a total return of at least 10% and are the most attractive stocks in a Coverage Cluster)
- 2 – **Neutral** (stocks are expected to remain flat or increase in value and are less attractive than Buy rated stocks)
- 3 – **Underperform** (stocks are the least attractive stocks in a Coverage Cluster).

**BofA Global Research Income Ratings** indicators of potential cash dividends, are:

- 7 - Same/higher (dividend considered to be secure);
- 8 - Same/lower (dividend not considered to be secure);
- 9 - Pays no cash dividend.

Coverage Cluster is comprised of stocks covered by a single analyst or two or more analysts sharing a common industry, sector, region or other classification(s). A stock's coverage cluster is included in the most recent BofA Global Research comment referencing the stock.

Money accounts are not adjusted for pending trades.

[FAQs](#) | [Glossary](#) | [Contact Us](#) | [Privacy & Security](#) | [Careers](#) | [Download Our App](#)

[Site Map](#) | [Mobile Site](#) | [Forms & Applications](#) | [Web Accessibility](#) | [Relationship details and fees](#) | [ATM Locator](#) | [Legal Information](#) | [Routing & Executions](#) | [Software Requirements](#) | [Financial Information](#) | [Deposit Account & Money Fund Rates \(PDF\)](#) | [Business Continuity](#)

System availability and response time are subject to market conditions and possible unscheduled outages.

Market data provided by FactSet unless otherwise specified.

**Investing involves risks. There is always the potential of losing money when you invest in securities.**

**Asset allocation, diversification and rebalancing do not ensure a profit or protect against loss in declining markets.**

Bank of America, Merrill, their affiliates, and advisors do not provide legal, tax, or accounting advice. Clients should consult their legal and/or tax advisors before making any financial decisions.

Merrill Lynch, Pierce, Fenner & Smith Incorporated (also referred to as "MLPF&S" or "Merrill") makes available certain investment products sponsored, managed, distributed or provided by companies that are affiliates of Bank of America Corporation ("BofA Corp."). MLPF&S is a registered broker-dealer, registered investment adviser, Member [Securities Investor Protection Corporation \(SIPC\)](#), and a wholly owned subsidiary of BofA Corp.

Merrill Lynch Life Agency Inc. ("MLLA") is a licensed insurance agency and wholly owned subsidiary of BofA Corp.

Trust and fiduciary services are provided by Bank of America, N.A., Member FDIC, or U.S. Trust Company of Delaware. Both are wholly owned subsidiaries of BofA Corp.

For best printing results, change page orientation to landscape.

SUPERVISOR OF ELECTIONS

MARIA BBA

Holdings for **MARIA BBA**

2020 JUN -9 AM 11: 01

\$50,495.44

-\$75.20 -0.15%

PALM BEACH COUNTY, FL

Dow 25,705.01 +156.74 +0.61% NASDAQ 9,494.82 +82.47 +0.88% S&P 500 3,063.97 +27.84 +0.92% 10 Year T-Note 0.70 +0.03 +4.96%  
Real-time quotes

Have ideas about enhancing this page? Please provide your [suggestions](#). ✕

View by  Product Class  Security  Account

Real-Time Quotes

As of 05/28/2020 03:13 PM ET

Product Class Value Day's Value Change Unrealized Gain/Loss

**Money Accounts**

Symbol Description	Quantity	Price	Day's Change	Value	Day's Value Change	Unrealized Gain/Loss	Last Updated
ML BANK DEPOSIT PROGRAM	3,998	\$1.00	\$0.00 0.00%	\$3,998.00	\$0.00	--	05/27/2020 Action
<b>Total</b>				<b>\$3,998.00</b>	<b>\$0.00 0.00%</b>	<b>--</b>	

**Annuities**

Symbol Description	Quantity	Price	Day's Change	Value	Day's Value Change	Unrealized Gain/Loss	Last Updated
NWIDE ACHIEVER VA BONUS	--	--	--	\$40,542.35	--	--	Action
<b>Total</b>				<b>\$40,542.35</b>	<b>\$0.00 0.00%</b>	<b>--</b>	

**Stocks & Related**

Cash Balance	\$0.29		
Short Term Gain			+\$446.10
Short Term Loss			\$0.00
<b>Total Short Term Gain/Loss</b>			<b>+\$446.10</b>
Long Term Gain			\$0.00
Long Term Loss			\$0.00
<b>Total Long Term Gain/Loss</b>			<b>\$0.00</b>
<b>Total</b>	<b>\$50,495.44</b>	<b>-\$75.20 -0.15%</b>	<b>+\$446.10</b>

15



Product Class	Value	Day's Value Change	Unrealized Gain/Loss				
Symbol Description	Quantity Price	Day's Change	Value	Day's Value Change	Unrealized Gain/Loss	BofAML Rating	Last Updated
F FORD MOTOR CO	1,000 \$5,954.8	-\$0.0752 -1.25%	\$5,954.80	-\$75.20	+\$446.10 +8.10%	Buy B-1-9	03:13 PM ET Action
<b>Total</b>			<b>\$5,954.80</b>	<b>-\$75.20</b> <b>-1.25%</b>	<b>+\$446.10</b> <b>+8.10%</b>		

---

Cash Balance	\$0.29						
Short Term Gain					+\$446.10		
Short Term Loss					\$0.00		
<b>Total Short Term Gain/Loss</b>					<b>+\$446.10</b>		
Long Term Gain					\$0.00		
Long Term Loss					\$0.00		
<b>Total Long Term Gain/Loss</b>					<b>\$0.00</b>		
<b>Total</b>			<b>\$50,495.44</b>	<b>-\$75.20</b> <b>-0.15%</b>	<b>+\$446.10</b>		

#### Holdings by Product Class Report

The data displayed is for informational purposes only. Your account statement is the official record of your holdings and balances.

[Review a description of the third-party ratings methodology.](#)

Please note: None of Bank of America, Merrill Lynch or any affiliates, bears any responsibility or liability with respect to third-party research made available. Clients should understand that they assume full responsibility for any trading decisions they make based upon third-party ratings or reports.

Quotes provided by Nasdaq Basic.

Quotes provided by Nasdaq Basic.

**BofA Global Research Volatility Risk Ratings** indicators of potential price fluctuation, are:

- A - Low
- B - Medium
- C - High

**BofA Global Research Investment Ratings** reflect the analyst's assessment of a stock's absolute total return potential and attractiveness for investment relative to other stocks within its Coverage Cluster (defined below). There are three investment ratings:

- 1 - **Buy** (stocks are expected to have a total return of at least 10% and are the most attractive stocks in a Coverage Cluster)
- 2 - **Neutral** (stocks are expected to remain flat or increase in value and are less attractive than Buy rated stocks)
- 3 - **Underperform** (stocks are the least attractive stocks in a Coverage Cluster).

**BofA Global Research Income Ratings** indicators of potential cash dividends, are:

- 7 - Same/higher (dividend considered to be secure);
- 8 - Same/lower (dividend not considered to be secure);
- 9 - Pays no cash dividend.

Coverage Cluster is comprised of stocks covered by a single analyst or two or more analysts sharing a common industry, sector, region or other classification(s). A stock's coverage cluster is included in the most recent BofA Global Research comment referencing the stock.

Money accounts are not adjusted for pending trades.

Annuity Contract Values (if applicable) are used to calculate Total Holdings. These values are as of Close of Business one business day prior to the 'as of' date shown above. Annuity Contract Values may not reflect immediately available funds due to contract charges. Annuity products are not held in your account. Their values are listed here for your convenience.

[FAQs](#) | [Glossary](#) | [Contact Us](#) | [Privacy & Security](#) | [Careers](#) | [Download Our App](#)

[Site Map](#) | [Mobile Site](#) | [Forms & Applications](#) | [Web Accessibility](#) | [Relationship details and fees](#) | [ATM Locator](#) | [Legal Information](#) | [Routing & Executions](#) | [Software Requirements](#) | [Financial Information](#) | [Deposit Account & Money Fund Rates \(PDF\)](#) | [Business Continuity](#)

System availability and response time are subject to market conditions and possible unscheduled outages.

Market data provided by FactSet unless otherwise specified.

Investing involves risks. There is always the potential of losing money when you invest in securities.