

**CANDIDATE OATH -  
STATE AND LOCAL PARTISAN OFFICE**

Check applicable one:

- Candidate with party affiliation
- Candidate with no party affiliation
- Write-in candidate

OFFICE USE ONLY

**Candidate Oath**

(Section 99.021(1)(a), Florida Statutes)

I, Michael J. Dreikorn

*(Print name above as you wish it to appear on the ballot. If your last name consists of two or more names but has no hyphen, check box . (See page 2 - Compound Last Names). No change can be made after the end of qualifying. Although a write-in candidate's name is not printed on the ballot, the name must be printed above for oath purposes.)*

am a candidate for the office of Lee County Board of Commissioners, 1, \_\_\_\_\_,  
(Office) (District #) (Circuit #)

\_\_\_\_\_ ; I am a qualified elector of Lee County, Florida; I am qualified  
(Group or Seat #)

under the Constitution and the Laws of Florida to hold the office to which I desire to be nominated or elected; I have qualified for no other public office in the state, the term of which office or any part thereof runs concurrent with the office I seek; and I have resigned from any office from which I am required to resign pursuant to Section 99.012, Florida Statutes; and I will support the Constitution of the United States and the Constitution of the State of Florida.

**Statement of Party**

(Section 99.021(1)(b), Florida Statutes)

*(Complete Statement of Party only if you are seeking to qualify for nomination as a party candidate.)*

I am a member of the Republican Party; I have not been a registered member of any other political party for 365 days before the beginning of qualifying preceding the general election for which I seek to qualify; and I have paid the assessment levied against me, if any, as a candidate for said office by the executive committee of the political party, of which I am a member.

Candidate's Florida Voter Registration Number (located on your voter information card): 111 401 637

Phonetic spelling for audio ballot: Print name phonetically on the line below as you wish it to be pronounced on the audio ballot as may be used by persons with disabilities (see instructions on page 2 of this form): *[Not applicable to write-in candidates.]*

Dry - Corn

X \_\_\_\_\_ (239) 283-2839 Michael@VoteDreikorn.com  
Signature of Candidate Telephone Number Email Address


5697 Bay Point Rd Bokeelia FL 33922  
Address City State ZIP Code

STATE OF FLORIDA  
COUNTY OF Lee

Linda Richter  
Signature of Notary Public  
Print, Type, or Stamp Commissioned Name of Notary Public below:

Sworn to (or affirmed) and subscribed before me by physical  or  
online  presence this 10 day of June, 2020.

Personally Known:  or Produced Identification: \_\_\_\_\_  
Type of Identification Produced: \_\_\_\_\_



**OF FINANCIAL INTERESTS**

Please print or type your name, mailing address, agency name, and position below:

FOR OFFICE USE ONLY:

LAST NAME — FIRST NAME — MIDDLE NAME:  
**DREIKORN, Michael John**

MAILING ADDRESS:  
**5697 Bay Point Rd**

CITY: **Bokeelia** ZIP: **33922** COUNTY: **LEE**

NAME OF AGENCY: **Lee County**

NAME OF OFFICE OR POSITION HELD OR SOUGHT: **Board of Commissioners, District 1**

CHECK IF THIS IS A FILING BY A CANDIDATE

**PART A -- NET WORTH**

Please enter the value of your net worth as of December 31, 2019 or a more current date. [Note: Net worth is not calculated by subtracting your reported liabilities from your reported assets, so please see the instructions on page 3.]

My net worth as of June 11th, 20 20 was \$ 1,340,354.

**PART B -- ASSETS**

**HOUSEHOLD GOODS AND PERSONAL EFFECTS:**

Household goods and personal effects may be reported in a lump sum if their aggregate value exceeds \$1,000. This category includes any of the following, if not held for investment purposes: jewelry; collections of stamps, guns, and numismatic items; art objects; household equipment and furnishings; clothing; other household items; and vehicles for personal use, whether owned or leased.

The aggregate value of my household goods and personal effects (described above) is \$ 212,000

**ASSETS INDIVIDUALLY VALUED AT OVER \$1,000:**

| DESCRIPTION OF ASSET (specific description is required - see instructions p.4) | VALUE OF ASSET |
|--|----------------|
| See attached spreadsheet   | 1,982,169      |
|  |                |
|  |                |
|  |                |

**PART C -- LIABILITIES**

**LIABILITIES IN EXCESS OF \$1,000 (See instructions on page 4):**

| NAME AND ADDRESS OF CREDITOR   | AMOUNT OF LIABILITY |
|--|---------------------|
| Specialized Loan Servicing, 8742 Lucent BL, Suite 300, Highlands Ranch, CO 80129 | 390,382             |
| SBA, 2 North 20th St, Suite 320, Birmingham, AL 35203                            | 177,794             |
| Ford Credit, POB 65075, Dallas, TX 75265   | 51,403              |
| Honda Financial Services, 20800 Madrona Ave, Torrance, CA 90503                  | 12,000              |

**JOINT AND SEVERAL LIABILITIES NOT REPORTED ABOVE:**

| NAME AND ADDRESS OF CREDITOR                   | AMOUNT OF LIABILITY |
|--|---------------------|
| -See attached spreadsheet for above continued- |                     |
|  |                     |
|  |                     |

**PART D -- INCOME**

Identify each separate source and amount of income which exceeded \$1,000 during the year, including secondary sources of income. Or attach a complete copy of your 2019 federal income tax return, including all W2s, schedules, and attachments. Please redact any social security or account numbers before attaching your returns, as the law requires these documents be posted to the Commission's website.

I elect to file a copy of my 2019 federal income tax return and all W2's, schedules, and attachments.  
 [If you check this box and attach a copy of your 2019 tax return, you need not complete the remainder of Part D.]

**PRIMARY SOURCES OF INCOME (See instructions on page 5):**

| NAME OF SOURCE OF INCOME EXCEEDING \$1,000 | ADDRESS OF SOURCE OF INCOME               | AMOUNT    |
|--|---|-----------|
| The IPL Group, LLC                         | 5697 Bay Point Rd, Bokeelia, FL 33922     | \$375,602 |
| Defense Finance and Accounting Service     | 8899 E 56TH Street Indianapolis, IN 42629 | \$8,928   |

**SECONDARY SOURCES OF INCOME [Major customers, clients, etc., of businesses owned by reporting person--see instructions on page 5]:**

| NAME OF BUSINESS ENTITY | NAME OF MAJOR SOURCES OF BUSINESS' INCOME | ADDRESS OF SOURCE | PRINCIPAL BUSINESS ACTIVITY OF SOURCE |
|-------------------------|---|-------------------|---------------------------------------|
|                         |   |                   |                                       |
|                         |   |                   |                                       |

**PART E -- INTERESTS IN SPECIFIED BUSINESSES [Instructions on page 6]**

|   | BUSINESS ENTITY # 1         | BUSINESS ENTITY # 2         | BUSINESS ENTITY # 3 |
|---|-----------------------------|-----------------------------|---------------------|
| NAME OF BUSINESS ENTITY                       | The IPL Group, LLC          | Blueway Properties, LLC     |                     |
| ADDRESS OF BUSINESS ENTITY                    | 5697 Bay Point Rd, Bokeelia | 5697 Bay Point Rd, Bokeelia |                     |
| PRINCIPAL BUSINESS ACTIVITY                   | Aerospace Engineering       | Property Management         |                     |
| POSITION HELD WITH ENTITY                     | President                   | President                   |                     |
| I OWN MORE THAN A 5% INTEREST IN THE BUSINESS | Yes                         | Yes                         |                     |
| NATURE OF MY OWNERSHIP INTEREST               | Sole                        | Sole                        |                     |

**PART F - TRAINING**

For officers required to complete annual ethics training pursuant to section 112.3142, F.S.

I CERTIFY THAT I HAVE COMPLETED THE REQUIRED TRAINING.

**OATH**

I, the person whose name appears at the beginning of this form, do depose on oath or affirmation and say that the information disclosed on this form and any attachments hereto is true, accurate, and complete.

SIGNATURE OF REPORTING OFFICIAL OR CANDIDATE

STATE OF FLORIDA

COUNTY OF Lee


Sworn to (or affirmed) and subscribed before me by means of

physical presence or  online notarization, this 10 day of

June, 2020 by Michael Dreikorn

Linda Richter  
 (Signature of Notary Public--State of Florida)

LINDA RICHTER  
 (Print, Type, or Stamp Commissioned Name of Notary Public)



Personally Known  OR Produced Identification

Type of Identification Produced \_\_\_\_\_

If a certified public accountant licensed under Chapter 473, or attorney in good standing with the Florida Bar prepared this form for you, he or she must complete the following statement:

I, \_\_\_\_\_, prepared the CE Form 6 in accordance with Art. II, Sec. 8, Florida Constitution, Section 112.3144, Florida Statutes, and the instructions to the form. Upon my reasonable knowledge and belief, the disclosure herein is true and correct.

\_\_\_\_\_  
 Signature Date

**Preparation of this form by a CPA or attorney does not relieve the filer of the responsibility to sign the form under oath.**

**IF ANY OF PARTS A THROUGH E ARE CONTINUED ON A SEPARATE SHEET, PLEASE CHECK HERE**


Michael Dreikorn Net Worth Data  
06/11/2020

| Debt                                    | Amount    |  |
|---|-----------|--|
| Home Loan (SLS Servicing)               | \$390,382 |  |
| SBA Disaster Loan (SBA)                 | \$177,794 |  |
| 2019 Ford Raptor Loan (Ford Credit)     | \$51,403  |  |
| 2019 Honda Pioneer Loan (Honda Credit)  | \$12,000  | 89521  |
| 2015 Indian Roadmaster (Performance Fin | \$10,236  | Performance Finance, 10509 Professional Cr. Reno, NV <del>8921</del> |
|   | \$641,815 |  |

| Asset                           | Amount      |                                  |
|---------------------------------|-------------|----------------------------------|
| Household Furniture and Wares   | \$170,000   |                                  |
| Weapons                         | \$20,000    |                                  |
| Mechanical Tools                | \$12,000    |                                  |
| Sporting Equipment              | \$10,000    | Total Household Goods: \$212,000 |
| 2003 BMW M5                     | \$27,000    |                                  |
| 1958 Desoto Firedome            | \$70,000    |                                  |
| 1995 Chevy Tahoe                | \$2,000     |                                  |
| 1938 Classic Roadster Replica   | \$45,000    |                                  |
| 2018 Ford Raptor                | \$82,000    |                                  |
| Computer Equipment              | \$25,000    |                                  |
| 2019 Honda Pioneer              | \$18,000    |                                  |
| Aircraft Engineering Equipment  | \$12,000    |                                  |
| Home Residence                  | \$900,000   |                                  |
| Cubles Property                 | \$400,000   |                                  |
| Case Tractor                    | \$5,000     |                                  |
| Yard Equipment                  | \$8,000     |                                  |
| 2015 Indian Roadmaster          | \$25,000    |                                  |
| 2003 Harley Davidson Roadmaster | \$9,000     |                                  |
| Precious Metals                 | \$8,000     |                                  |
|                                 | \$1,848,000 |                                  |

|                                       |           |
|---------------------------------------|-----------|
| Cash and Accounts Receivable          |           |
| Business BofA Account                 | \$32,453  |
| NuVision Credit Union Savings         | \$1,299   |
| TD AmeriaTrade                        | \$4,298   |
| Accounts Receivable                   | \$51,494  |
| Mass Mutual Life Insurance Cash Value | \$28,673  |
| Garden State Securities IRA           | \$7,868   |
| Garden State Securities IRA           | \$8,084   |
|                                       | \$134,169 |

Total Assets minus Debt \$1,982,169  
Total Net Worth \$1,340,354



Michael J. Dreikorn 06/10/2020



## My Account: Positions

|                          |                               |                  |                   |                     |                     |
|--------------------------|-------------------------------|------------------|-------------------|---------------------|---------------------|
| <a href="#">yedannim</a> | <a href="#">Link/Add Acct</a> |                  |                   |                     |                     |
| yedannim value           | Cash & cash alts              | Margin balance*  | Maint req*        | Nonmarginable funds | Stock buying power* |
| <b>\$4,148.32</b>        | <b>\$0.00</b>                 | <b>-\$105.18</b> | <b>\$1,567.96</b> | <b>\$2,553.38</b>   | <b>\$8,511.27</b>   |
| \$247.00 (5.62%)         | \$0.00                        | \$0.00 (0.00%)   | \$95.40 (5.74%)   |                     |                     |

\*Includes margin

Asset type [All positions](#)

[Balances](#) [Order status](#) [Transaction history](#) [Cost Basis](#)

| Stocks                |     |        |          |                      | <a href="#">Microcharts</a> | View: <a href="#">Stock (default)</a> |           |                      |
|-----------------------|-----|--------|----------|----------------------|-----------------------------|---------------------------------------|-----------|----------------------|
| Symbol                | Qty | Price  | Chg.(\$) | Cost                 | Mkt value*                  | Maint req                             | Gain(\$)* | Gain(%)*             |
| <a href="#">AA</a>    | 50  | 11.99  | -0.18    | 355.00               | 599.50                      | 179.85                                | 244.50    | 68.87%               |
| <a href="#">ABEV</a>  | 100 | 2.82   | 0.00     | 217.00               | 282.00                      | 200.00                                | 65.00     | 29.95%               |
| <a href="#">BUD</a>   | 10  | 51.48  | -3.63    | 424.60               | 515.00                      | 154.50                                | 90.40     | 21.29%               |
| <a href="#">CCL</a>   | 50  | 18.41  | -4.63    | 589.50               | 923.00                      | 461.50                                | 333.50    | 56.57%               |
| <a href="#">FWONK</a> | 1   | 37.00  | 0.00     | <a href="#">Info</a> | 37.00                       | 11.10                                 | 2.35      | 6.78%                |
| <a href="#">LBRDK</a> | 1   | 132.32 | 0.00     | <a href="#">Info</a> | 132.32                      | 39.70                                 | -4.30     | -3.15%               |
| <a href="#">LGF.B</a> | 1   | 7.30   | 0.00     | 26.10                | 7.30                        | 2.19                                  | -18.80    | -72.03%              |
| <a href="#">LSXMA</a> | 2   | 37.54  | 0.00     | <a href="#">Info</a> | 75.08                       | 22.52                                 | 2.08      | 2.85%                |
| <a href="#">LSXMK</a> | 4   | 36.43  | -0.75    | <a href="#">Info</a> | 145.72                      | 43.72                                 | -0.16     | -0.11%               |
| <a href="#">LSXMR</a> | 2   | 13.49  | --       | <a href="#">Info</a> | 26.98                       | 0.00                                  | 26.98     | <a href="#">Info</a> |
| <a href="#">SPR</a>   | 40  | 28.45  | -4.86    | 745.60               | 1,141.60                    | 342.48                                | 396.00    | 53.11%               |
| <a href="#">UA</a>    | 40  | 9.20   | -0.22    | 340.80               | 368.00                      | 110.40                                | 27.20     | 7.98%                |

\*Most data is streaming, but values marked with \* update every 5 minutes. 4:02:58 am ET 6/11/20 [Update now](#) Current value: **\$4,253.50** **\$247.00 (5.49%)**

| Cash & Cash Alternatives |            |                |                                    |
|--------------------------|------------|----------------|------------------------------------|
| Description              | Mkt value* | Day gain (\$)* | Accrued interest (\$) <sup>1</sup> |
| Cash                     | 0.00       | 0.00           | --                                 |

\*Most data is streaming, but values marked with \* update every 5 minutes. 4:02:58 am ET 6/11/20 [Update now](#) Current value: **\$0.00** **\$0.00 (0.00%)**

### Designate your beneficiaries in minutes

It's an important step to ensure your final wishes are realized.

**Review your beneficiaries**

Data displayed on this page is for information purposes only. Go to [My Account > Cost Basis](#) to view information for tax-reporting. TD Ameritrade does not provide tax advice. You may wish to consult independent sources with respect to tax lot and performance reporting.

Quotes may be delayed up to 15 minutes. If you see delayed quotes, it might be because you haven't signed the exchange agreements, which is required in order to receive streaming data. To sign the agreements, go to [My Profile](#).

Indicates non-standard option

Indicates options that are in-the-money

<sup>1</sup>Interest is accrued daily and credited to your account on a monthly basis. This is accrued interest month-to-date that has not yet been paid; however, this money can be withdrawn or used to buy securities.

1947

— —

1948



# Garden State Securities, Inc.

328 Newman Springs Road • 3<sup>rd</sup> Floor • Red Bank NJ • 07701  
MEMBER FINRA, SIPC

## PREMIER ACCOUNT STATEMENT

Period Ending -  
March 31, 2020  
Account Number:

Page 1 of 5  
1012-4369



IPL GROUP LLC  
5697 BAY POINT ROAD  
BOKEELIA FL 33922-3327

T78 PI - 61 0817

### ASSET VALUE

|   |                   |
|---|-------------------|
| Net Cash Equivalents                                  | \$0.00            |
| Net Portfolio Assets held at Axos Clearing            | \$6,255.50        |
| Net Portfolio Assets not held at Axos Clearing        | \$1,828.72        |
| <b>Total Net Portfolio Value as of March 31, 2020</b> | <b>\$8,084.22</b> |
| Total Net Portfolio Value end of February 2020        | \$9,694.85        |

### FROM YOUR INTRODUCING BROKER

SCOTT SARI  
(732) 280-6886  
Rep ID: G529

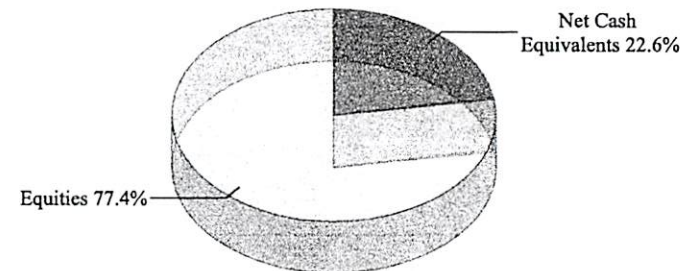
OFFICE SERVICING YOUR ACCOUNT  
GARDEN STATE SECURITIES INC  
3RD FLOOR  
328 NEWMAN SPRINGS ROAD  
RED BANK NJ 07701

### PRIMARY INVESTMENT OBJECTIVE

Your Primary Investment Objective is Speculation

If you have any questions concerning your investment objective, or cost basis accounting method please contact your Introducing Broker

### ASSET ALLOCATION



0000.0817.05.01.00.0

**ASSET SUMMARY**

| Value as of: March 31, 2020 |                                  |                                 |                   |                    | Gains / (-) Losses |                    |                     |
|-----------------------------|----------------------------------|---------------------------------|-------------------|--------------------|--------------------|--------------------|---------------------|
|                             | <i>Held at<br/>Axos Clearing</i> | <i>Not at<br/>Axos Clearing</i> | <i>Total</i>      | <i>% of Assets</i> | <i>Unrealized</i>  | <i>Realized</i>    |                     |
|                             |                                  |                                 |                   |                    |                    | <i>This Period</i> | <i>Year-to-Date</i> |
| Cash                        |                                  |                                 |                   |                    |                    |                    |                     |
| Money Market                |                                  | 1,828.72                        | 1,828.72          | 22.620%            |                    |                    |                     |
| Margin Balance              |                                  |                                 |                   |                    |                    |                    |                     |
| <b>Net Cash Equivalents</b> | <b>\$0.00</b>                    | <b>\$1,828.72</b>               | <b>\$1,828.72</b> | <b>22.620%</b>     |                    |                    |                     |
| Equities                    | 6,255.50                         |                                 | 6,255.50          | 77.379%            | 4,091.73           |                    |                     |
| Preferreds                  |                                  |                                 |                   |                    |                    |                    |                     |
| Tax-Exempt Bonds            |                                  |                                 |                   |                    |                    |                    |                     |
| Taxable Bonds and CDs       |                                  |                                 |                   |                    |                    |                    |                     |
| Mutual Funds                |                                  |                                 |                   |                    |                    |                    |                     |
| Unit Investment Trusts      |                                  |                                 |                   |                    |                    |                    |                     |
| Annuities                   |                                  |                                 |                   |                    |                    |                    |                     |
| Other Investments           |                                  |                                 |                   |                    |                    |                    |                     |
| <b>Net Portfolio Assets</b> | <b>\$6,255.50</b>                | <b>\$0.00</b>                   | <b>\$6,255.50</b> | <b>77.379%</b>     | <b>\$4,091.73</b>  | <b>\$0.00</b>      | <b>\$0.00</b>       |
| <b>Net Portfolio Value</b>  | <b>\$6,255.50</b>                | <b>\$1,828.72</b>               | <b>\$8,084.22</b> | <b>100.000%</b>    | <b>\$4,091.73</b>  | <b>\$0.00</b>      | <b>\$0.00</b>       |

**TAX INCOME & DISTRIBUTION SUMMARY**

|   |            | <i>Year-to-Date</i> | <i>This Period</i> |
|---|------------|---------------------|--------------------|
| Dividends                               | Tax-Exempt |                     |                    |
|   | Taxable    | 46.54               |                    |
| Interest                                | Tax-Exempt |                     |                    |
|   | Taxable    | 0.03                | 0.01               |
| Capital Gain Distributions              |            |                     |                    |
| Return of Principal                     |            |                     |                    |
| Other                                   |            |                     |                    |
| <b>Total Income &amp; Distributions</b> |            | <b>\$46.57</b>      | <b>\$0.01</b>      |

**TAX INFORMATION SUMMARY**

|                           |            | <i>Year-to-Date</i> | <i>This Period</i> |
|---------------------------|------------|---------------------|--------------------|
| Accrued Interest Paid     | Tax-Exempt |                     |                    |
|                           | Taxable    |                     |                    |
| Accrued Interest Received | Tax-Exempt |                     |                    |
|                           | Taxable    |                     |                    |
| Gross Proceeds            |            |                     |                    |
| Withholding               |            |                     |                    |
| Foreign Taxes Paid        |            |                     |                    |
| Margin/Debit Interest     |            |                     |                    |

Please note "% of assets" figures are shown gross of any amounts owed to Axos Clearing LLC and/or net short positions.



**ASSET DETAILS**

This section shows the cash equivalents and/or securities in your account. It reflects market values as of the close of business, March 31, 2020.

**NET CASH EQUIVALENTS**

|                                   |   | Current value     | Anticipated annualized income | Current yield % |
|-----------------------------------|---|-------------------|-------------------------------|-----------------|
| AXOS CLEARING INSURED             | # | 1,828.72          | 0.18                          | 0.010%          |
| <b>Total Net Cash Equivalents</b> |   | <b>\$1,828.72</b> | <b>\$0.18</b>                 | <b>0.010%</b>   |

# Assets not held at Axos Clearing

o Paragraph (j)(2)(ii)(B)(2) of Rule 15c3-3 requires a broker-dealer to provide notice to a customer, as part of the customer's quarterly statement of account, that the balances in the bank deposit account or shares of the money market mutual fund in which you have a beneficial interest can be liquidated at your request and the proceeds returned to your securities account or remitted to you.

**PORTFOLIO ASSETS**

| <b>EQUITIES</b>                               | Symbol | C/N° | Quantity | Current price** | Average unit cost | Current value | Cost     | Unrealized gain/(-)loss* | Anticipated annualized income | Current yield % |
|---|--------|------|----------|-----------------|-------------------|---------------|----------|--------------------------|-------------------------------|-----------------|
| AT&T INC                                      | T      | V    | 90.731   | 29.1500         | 11.7650           | 2,644.80      | 1,067.45 | 1,577.36                 | 188.70                        | 7.135%          |
| DISCOVERY INC SER C                           | DISCK  | N    | 16       | 17.5400         | 13.5762           | 280.64        | 217.22   | 63.42                    | N/A                           |                 |
| LIBERTY BROADBAND CORP SER A                  | LBRDA  | N    | 3        | 107.0000        | 4.0333            | 321.00        | 12.10    | 308.90                   | N/A                           |                 |
| LIBERTY BROADBAND CORP SER C                  | LBRDK  | N    | 6        | 110.7200        | 4.0033            | 664.32        | 24.02    | 640.30                   | N/A                           |                 |
| LIBERTY FORMULA ONE SER C                     | FWONK  | N    | 6        | 27.2300         | 1.7217            | 163.38        | 10.33    | 153.05                   | N/A                           |                 |
| LIBERTY GLOBAL PLC CL A                       | LBTYA  | N    | 10       | 16.5100         | 8.0200            | 165.10        | 80.20    | 84.90                    | N/A                           |                 |
| LIBERTY GLOBAL PLC CL C                       | LBTYK  | N    | 30       | 15.7100         | 7.3703            | 471.30        | 221.11   | 250.19                   | N/A                           |                 |
| LIBERTY LATIN AMERICA LTD CL C                | LILAK  | N    | 4        | 10.2600         | 9.1375            | 41.04         | 36.55    | 4.49                     | N/A                           |                 |
| LIBERTY LATIN AMERICA LTD CL A                | LILA   | N    | 1        | 10.5200         | 9.3300            | 10.52         | 9.33     | 1.19                     | N/A                           |                 |
| LIBERTY MEDIA CORP SER A BRAVES GROUP         | BATRA  | N    | 1        | 19.5000         | 2.0700            | 19.50         | 2.07     | 17.43                    | N/A                           |                 |
| LIBERTY MEDIA CORP SER C BRAVES GROUP         | BATRK  | N    | 2        | 19.0600         | 1.6450            | 38.12         | 3.29     | 34.83                    | N/A                           |                 |
| LIBERTY MEDIA CORP DEL SER A SIRIUSXM GROUP   | LSXMA  | N    | 13       | 31.6900         | 2.3546            | 411.97        | 30.61    | 381.36                   | N/A                           |                 |
| LIBERTY MEDIA CORP DEL SER C SIRIUSXM GROUP   | LSXMK  | N    | 26       | 31.6200         | 2.2781            | 822.12        | 59.23    | 762.89                   | N/A                           |                 |
| LIBERTY MEDIA CORP LIBERTY FORMULA ONE        | FWONA  | N    | 3        | 25.8200         | 1.7867            | 77.46         | 5.36     | 72.10                    | N/A                           |                 |
| LIONS GATE ENTERTAINMENT CORP CL B NON VOTING | LGF/B  | C    | 8.043    | 5.5800          | 26.2244           | 44.87         | 210.92   | -166.04                  | N/A                           |                 |



2014年10月

2014年10月

**ASSET DETAILS (Continued)**

| EQUITIES (Continued)             | Symbol | C/N <sup>o</sup> | Quantity | Current price** | Average unit cost | Current value     | Cost              | Unrealized gain/(-)loss* | Anticipated annualized income | Current yield % |
|----------------------------------|--------|------------------|----------|-----------------|-------------------|-------------------|-------------------|--------------------------|-------------------------------|-----------------|
| QURATE RETAIL INC SER A          | QRTEA  | N                | 13       | 6.1050          | 13.3854           | 79.36             | 174.01            | -94.64                   | N/A                           |                 |
| <b>Total Equities</b>            |        |                  |          |                 |                   | <b>\$6,255.50</b> | <b>\$2,163.80</b> | <b>\$4,091.73</b>        | <b>\$188.70</b>               | <b>3.016%</b>   |
| <b>Total Portfolio Assets</b>    |        |                  |          |                 |                   | <b>\$6,255.50</b> | <b>\$2,163.80</b> | <b>\$4,091.73</b>        | <b>\$188.70</b>               | <b>3.016%</b>   |
| <b>Total Net Portfolio Value</b> |        |                  |          |                 |                   | <b>\$8,084.22</b> | <b>\$2,163.80</b> | <b>\$4,091.73</b>        | <b>\$188.88</b>               | <b>2.336%</b>   |

V "Various" - Asset has multiple tax lots. One or more tax lots are "covered". Axos Clearing will report required cost basis information to the IRS on all covered lots once the asset is sold.  
 N "Non-covered" security - Axos Clearing will not report any cost basis information to the IRS. The taxpayer is required to report cost basis to the IRS once the asset is sold.  
 C "Covered" security - Axos Clearing will report required cost basis information to the IRS once the asset is sold. Information that will be reported - proceeds, adjusted cost, gain/loss, and holding period (i.e. long-term or short-term)

\* Please note "unrealized gain/(-)loss" does not equal the total current value minus the total cost if any value or cost amounts are missing. Unrealized gains or losses are provided for your information only and should not be used for tax purposes  
<sup>o</sup> The IRS considers a security as "covered" for cost basis tax reporting purposes if it is acquired for cash after the following effective dates: January 1, 2011 Common stock, Preferred Securities, REITs, ETFs and ADRs. January 1, 2012 Mutual Funds, UITs and Dividend Reinvestment Plans. January 1, 2013 other securities including Bonds and Options. A non-covered security is any security that does not meet the criteria defined above or transferred to Axos Clearing without proper cost basis information.  
 \*\* If this statement contains an estimated value, you should be aware that this value may be based on a limited number of trades or quotes. Therefore, you may not be able to sell these securities at a price equal or near to the value shown. However, the broker-dealer furnishing this statement may not refuse to accept your order to sell these securities. Also, the amount you receive from a sale generally will be reduced by the amount of any commissions or similar charges. If an estimated value is not shown for a security, a value could not be determined because of a lack of information.  
 \*\*\* All or part of this position is enrolled in Fully Paid Lending program.

**ACTIVITY SUMMARY**

| Type of Activity          | Activity                                      | This Period       |
|---------------------------|---|-------------------|
|                           | <b>Opening Balance - Net Cash Equivalents</b> | <b>\$1,828.71</b> |
| Buy and Sell Transactions | Assets Bought                                 | -0.01             |
|                           | Assets Sold/Redeemed                          |                   |
| Deposits                  | Deposits Made to Your Account                 |                   |
| Withdrawals               | Withdrawals From Your Account                 |                   |
| Income and Distributions  | Income and Distributions                      | 0.01              |
| Money Market Activity     | Money Market Activity                         |                   |
| Margin Interest           | Margin Interest Charged                       |                   |
| Other                     | Other Transactions                            |                   |
|                           | <b>Closing Balance - Net Cash Equivalents</b> | <b>\$1,828.72</b> |

**CASH EQUIVALENTS**

| Cash          | Money Market      | Margin        |
|---------------|-------------------|---------------|
| <b>\$0.00</b> | <b>\$1,828.71</b> | <b>\$0.00</b> |
|               |                   |               |
|               |                   |               |
|               |                   |               |
|               |                   |               |
|               |                   |               |
|               |                   |               |
| <b>\$0.00</b> | <b>\$1,828.72</b> | <b>\$0.00</b> |

**ACTIVITY DETAILS**

|   | This Period       |
|---|-------------------|
| <b>OPENING BALANCE - Net Cash Equivalents</b> | <b>\$1,828.71</b> |

**CASH EQUIVALENTS**

| Cash          | Money Market      | Margin        |
|---------------|-------------------|---------------|
| <b>\$0.00</b> | <b>\$1,828.71</b> | <b>\$0.00</b> |

IPL GROUP LLC  
 5697 BAY POINT ROAD  
 BOKEELIA FL 33922-3327

Period Ending -  
 March 31, 2020  
 Account Number:

Page 5 of 5  
 4012-4369

**ACTIVITY DETAILS (Continued)**

**Assets Bought**

| Date                       | Activity          | Quantity | Price | Description   | Principal     | Total          |
|----------------------------|-------------------|----------|-------|---|---------------|----------------|
| 03/25/20                   | INTEREST REINVEST |          |       | AXOS CLEARING INSURED DEPOSITS FDIC INSURED NOT COVERED BY SIPC DLD |               | -0.01          |
| <b>Total Assets Bought</b> |                   |          |       |   | <b>\$0.00</b> | <b>-\$0.01</b> |

**Income and Distributions**

| Date                                  | Activity | Quantity | Description  | Principal | Total         |               |
|---------------------------------------|----------|----------|--|-----------|---------------|---------------|
| 03/25/20                              | INTEREST |          | AXOS CLEARING INSURED DEPOSITS FDIC INSURED NOT COVERED BY SIPC DLD 032520 1,828 EFFECTIVE YIELD 0.010 |           | 0.01          |               |
| <b>Total Income and Distributions</b> |          |          |  |           | <b>\$0.00</b> | <b>\$0.01</b> |

**CASH EQUIVALENTS**

| Cash           | Money Market  | Margin        |
|----------------|---------------|---------------|
| -0.01          |               |               |
| <b>-\$0.01</b> | <b>\$0.00</b> | <b>\$0.00</b> |

| Cash          | Money Market  | Margin        |
|---------------|---------------|---------------|
| 0.01          |               |               |
| <b>\$0.01</b> | <b>\$0.00</b> | <b>\$0.00</b> |

**CLOSING BALANCE - Net Cash Equivalents** **This Period**  
**\$1,828.72**

| Cash          | Money Market      | Margin        |
|---------------|-------------------|---------------|
| <b>\$0.00</b> | <b>\$1,828.72</b> | <b>\$0.00</b> |

**BANK DEPOSITS**

| Description                | Month End Closing Balance |
|----------------------------|---------------------------|
| GEORGIA BANKING COMPANY    | \$1,828.72                |
| <b>Total Bank Deposits</b> | <b>\$1,828.72</b>         |

Each of the respective banks hold the Insured Bank Deposits, they are not held at Axos Clearing. Balances in the Axos Clearing Insured Deposit bank are not covered by SIPC. They are included on this statement solely as a service to our customers. All information is provided to Axos Clearing by the banks and each bank is responsible for the accuracy of this information. Balances are insured in each bank through FDIC coverage, subject to the combined total of all your deposits at a specific bank, including those outside this account. Please refer to the insured portion of the terms and conditions provided you for more details concerning the insurance coverage. Should you wish a copy of the terms and conditions please contact your introducing firm or Axos Clearing. For any questions concerning your bank balances please call your introducing broker, on page one of this statement, or Axos Clearing at 1-402-384-6100.

**EMERGENCY CONTACT**

Thank you for allowing your Investment Firm to serve you. If you have any questions regarding your account or this statement, please contact your Investment Firm. All contact information appears on page one of your statement. Terms and conditions are provided with your account statement on a periodic basis or may be obtained upon request.



CONFIDENTIAL



[Faint, illegible text, likely bleed-through from the reverse side of the page. The text is arranged in several paragraphs and appears to be a formal document or report.]

[Faint, illegible text at the bottom right of the page, possibly a signature or a reference code.]



Garden State Securities, Inc.  
 328 Newman Springs Road • 3<sup>rd</sup> Floor • Red Bank NJ • 07701  
MEMBER FINRA SIPC

# PREMIER ACCOUNT STATEMENT

Period Ending -  
 March 31, 2020  
 Account Number:

Page 1 of 5  
 1004-8320



MICHAEL DREIKORN  
 IRA AXOS CLEARING CUST  
 5697 BAY POINT ROAD  
 BOKEELIA FL 33922-3327

178 P1 - 60 0816

## ASSET VALUE

|   |                   |
|---|-------------------|
| Net Cash Equivalents                                  | \$0.00            |
| Net Portfolio Assets held at Axos Clearing            | \$7,868.14        |
| Net Portfolio Assets not held at Axos Clearing        | \$0.00            |
| <b>Total Net Portfolio Value as of March 31, 2020</b> | <b>\$7,868.14</b> |
| Total Net Portfolio Value end of December 2019        | \$8,937.16        |

## FROM YOUR INTRODUCING BROKER

SCOTT SARI  
 (732) 280-6886  
 Rep ID: G529

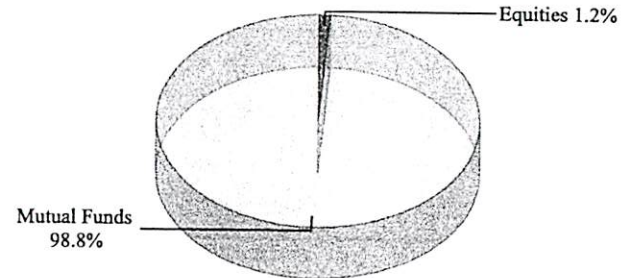
OFFICE SERVICING YOUR ACCOUNT  
 GARDEN STATE SECURITIES INC  
 3RD FLOOR  
 328 NEWMAN SPRINGS ROAD  
 RED BANK NJ 07701

## PRIMARY INVESTMENT OBJECTIVE

Your Primary Investment Objective is Aggressive Growth

If you have any questions concerning your investment objective, or cost basis accounting method please contact your Introducing Broker

## ASSET ALLOCATION





**ASSET DETAILS**

This section shows the cash equivalents and/or securities in your account. It reflects market values as of the close of business, March 31, 2020.

**NET CASH EQUIVALENTS**

|                                   | Current value | Anticipated annualized income | Current yield % |
|-----------------------------------|---------------|-------------------------------|-----------------|
| <b>Total Net Cash Equivalents</b> | <b>\$0.00</b> | <b>\$0.00</b>                 | <b>0.000%</b>   |

o Paragraph (j)(2)(ii)(B)(2) of Rule 15c3-3 requires a broker-dealer to provide notice to a customer, as part of the customer's quarterly statement of account, that the balances in the bank deposit account or shares of the money market mutual fund in which you have a beneficial interest can be liquidated at your request and the proceeds returned to your securities account or remitted to you.

**PORTFOLIO ASSETS**

| <b>EQUITIES</b>                  | Symbol | Quantity | Current price** | Average unit cost | Current value     | Cost              | Unrealized gain/(-)loss* | Anticipated annualized income | Current yield % |
|----------------------------------|--------|----------|-----------------|-------------------|-------------------|-------------------|--------------------------|-------------------------------|-----------------|
| LIVE NATION ENTERTAINMENT INC    | LYV    | 2        | 45.4600         | N/A               | 90.92             | N/A               | N/A                      | N/A                           |                 |
| <b>Total Equities</b>            |        |          |                 |                   | <b>\$90.92</b>    | <b>\$0.00</b>     | <b>\$0.00</b>            | <b>\$0.00</b>                 | <b>0.000%</b>   |
| <b>MUTUAL FUNDS</b>              | Symbol | Quantity | Current price   | Average unit cost | Current value     | Cost              | Unrealized gain/(-)loss* | Anticipated annualized income | Current yield % |
| ALLIANZGI CONVERTIBLE CL A       | ANZAX  | 290.846  | 26.7400         | 32.7599           | 7,777.22          | 9,528.08          | -1,750.86                | 118.60                        | 1.525%          |
| <b>Total Mutual Funds</b>        |        |          |                 |                   | <b>\$7,777.22</b> | <b>\$9,528.08</b> | <b>-\$1,750.86</b>       | <b>\$118.60</b>               | <b>1.525%</b>   |
| <b>Total Portfolio Assets</b>    |        |          |                 |                   | <b>\$7,868.14</b> | <b>\$9,528.08</b> | <b>-\$1,750.86</b>       | <b>\$118.60</b>               | <b>1.507%</b>   |
| <b>Total Net Portfolio Value</b> |        |          |                 |                   | <b>\$7,868.14</b> | <b>\$9,528.08</b> | <b>-\$1,750.86</b>       | <b>\$118.60</b>               | <b>1.507%</b>   |

\* Please note "unrealized gain/(-)loss" does not equal the total current value minus the total cost if any value or cost amounts are missing. Unrealized gains or losses are provided for your information only and should not be used for tax purposes

\*\* If this statement contains an estimated value, you should be aware that this value may be based on a limited number of trades or quotes. Therefore, you may not be able to sell these securities at a price equal or near to the value shown. However, the broker-dealer furnishing this statement may not refuse to accept your order to sell these securities. Also, the amount you receive from a sale generally will be reduced by the amount of any commissions or similar charges. If an estimated value is not shown for a security, a value could not be determined because of a lack of information.

\*\*\* All or part of this position is enrolled in Fully Paid Lending program.





Handwritten notes at the top of the page, including the word "Introduction" and some illegible text.

| Year       | 1990 | 1991 | 1992 | 1993 | 1994 | 1995 | 1996 | 1997 | 1998 | 1999 | 2000 | 2001 | 2002 | 2003 | 2004 | 2005 | 2006 | 2007 | 2008 | 2009 | 2010 | 2011 | 2012 | 2013 | 2014 | 2015 | 2016 | 2017 | 2018 | 2019 | 2020 | 2021 | 2022 | 2023 | 2024 |     |     |     |     |     |     |     |     |     |     |     |     |     |     |     |     |     |     |     |     |     |     |     |     |     |     |     |     |     |     |     |     |     |     |     |     |     |     |     |     |     |     |     |     |     |     |
|------------|------|------|------|------|------|------|------|------|------|------|------|------|------|------|------|------|------|------|------|------|------|------|------|------|------|------|------|------|------|------|------|------|------|------|------|-----|-----|-----|-----|-----|-----|-----|-----|-----|-----|-----|-----|-----|-----|-----|-----|-----|-----|-----|-----|-----|-----|-----|-----|-----|-----|-----|-----|-----|-----|-----|-----|-----|-----|-----|-----|-----|-----|-----|-----|-----|-----|-----|-----|-----|-----|
| Population | 100  | 105  | 110  | 115  | 120  | 125  | 130  | 135  | 140  | 145  | 150  | 155  | 160  | 165  | 170  | 175  | 180  | 185  | 190  | 195  | 200  | 205  | 210  | 215  | 220  | 225  | 230  | 235  | 240  | 245  | 250  | 255  | 260  | 265  | 270  | 275 | 280 | 285 | 290 | 295 | 300 | 305 | 310 | 315 | 320 | 325 | 330 | 335 | 340 | 345 | 350 | 355 | 360 | 365 | 370 | 375 | 380 | 385 | 390 | 395 | 400 | 405 | 410 | 415 | 420 | 425 | 430 | 435 | 440 | 445 | 450 | 455 | 460 | 465 | 470 | 475 | 480 | 485 | 490 | 495 | 500 |

Handwritten notes in the middle section of the page, including the word "Conclusion" and some illegible text.

Handwritten notes at the bottom of the page, including the word "References" and some illegible text.





Tommy Doyle  
 Supervisor of Elections  
 (239) LEE-VOTE (533-8683) • www.lee.vote  
 05-18-2020

## Canvassing Board Meeting Dates – August 18, 2020, Primary Election

**Initial Canvass of Vote-by-Mail Ballots:**

Lee County Elections Main Office, Melvin Morgan Constitutional Complex, 2480 Thompson St., 3rd Floor, Fort Myers, 33901

- Monday, 07-27-20 at 9 AM

**Logic and Accuracy Testing of the Tabulating Equipment or Voting Machines used at Early Voting and Election Day Precincts, and the Tabulating Equipment used for Vote-by-Mail Ballots:**

Lee County Elections Center, 13180 S. Cleveland Ave., Fort Myers, 33907

- Wednesday, 07-29-20 at 9 AM – *Immediately Following Proceed to the Main Office (see below)*

Lee County Elections Main Office, Melvin Morgan Constitutional Complex, 2480 Thompson St., 3rd Floor, Fort Myers, 33901

- Wednesday, 07-29-20

**Review of Vote-by-Mail Ballots:**

Lee County Elections Main Office, Melvin Morgan Constitutional Complex, 2480 Thompson St., 3rd Floor, Fort Myers, 33901

- 9 AM Each Meeting (*see below*)
- Friday, 07-31-20 • Monday, 08-03-20 • Wednesday, 08-05-20 • Friday, 08-07-20
- Monday, 08-10-20 • Wednesday, 08-12-20 • Friday, 08-14-20 • Monday, 08-17-20

**Election Day**

**Review of Vote-by-Mail Ballots and Receive Preliminary Election Night Results:**

Lee County Elections Main Office, Melvin Morgan Constitutional Complex, 2480 Thompson St., 3rd Floor, Fort Myers, 33901

- Tuesday, 08-18-20
  - NOON, 4 PM, and 6 PM until finished

**Canvass of Provisional Ballots, Review of Vote-by-Mail Ballots, Submit 1st Unofficial Results, Submit Official Results, Certify the Election, Submit Conduct of Election Report, Random Selection of Race and Precinct(s) for the Post-Election Manual Audit:**

Lee County Elections Main Office, Melvin Morgan Constitutional Complex, 2480 Thompson St., 3rd Floor, Fort Myers, 33901

- Friday, 08-21-20 at 8 AM

**Post-Election Manual Audit:**

Lee County Elections Main Office, Melvin Morgan Constitutional Complex, 2480 Thompson St., 3rd Floor, Fort Myers, 33901

- Wednesday, 08-26-20 at 9 AM

In the event of a machine or manual recount, the additional dates of 08-22-20 through 08-25-20 will apply.

## Canvassing Board Meeting Dates – November 3, 2020, General Election

**Logic and Accuracy Testing of the Tabulating Equipment or Voting Machines used at Early Voting and Election Day Precincts, the Tabulating Equipment used for Vote-by-Mail Ballots, and the Initial Canvass of Vote-by-Mail Ballots:**

Lee County Elections Center, 13180 S. Cleveland Ave., Fort Myers, 33907

- Monday, 10-12-20 at 9 AM – *Immediately Following Proceed to the Main Office (see below)*

Lee County Elections Main Office, Melvin Morgan Constitutional Complex, 2480 Thompson St., 3rd Floor, Fort Myers, 33901

- Monday, 10-12-20

**Review of Vote-by-Mail Ballots:**

Lee County Elections Main Office, Melvin Morgan Constitutional Complex, 2480 Thompson St., 3rd Floor, Fort Myers, 33901

- 9 AM Each Meeting (*see below*)
- Wednesday, 10-14-20 • Friday, 10-16-20 • Monday, 10-19-20
- Wednesday, 10-21-20 • Friday, 10-23-20 • Monday, 10-26-20
- Wednesday, 10-28-20 • Friday, 10-30-20 • Monday, 11-02-20

**Election Day**

**Review of Vote-by-Mail Ballots and Receive Preliminary Election Night Results:**

Lee County Elections Main Office, Melvin Morgan Constitutional Complex, 2480 Thompson St., 3rd Floor, Fort Myers, 33901

- Tuesday, 11-03-20
  - 9 AM, NOON, 3 PM, and 5 PM until finished

**Canvass of Provisional Ballots, Review of Vote-by-Mail Ballots, Submit 1st Unofficial Results:**

Lee County Elections Main Office, Melvin Morgan Constitutional Complex, 2480 Thompson St., 3rd Floor, Fort Myers, 33901

- Friday, 11-06-20 at 2 PM

**Canvass of Overseas Vote-by-Mail Ballots, Submit Official Results, Certify the Election, Submit Conduct of Election Report, Random Selection of Race and Precinct(s) for the Post-Election Manual Audit:**

Lee County Elections Main Office, Melvin Morgan Constitutional Complex, 2480 Thompson St., 3rd Floor, Fort Myers, 33901

- Friday, 11-13-20 at NOON

**Post-Election Manual Audit:**

Lee County Elections Main Office, Melvin Morgan Constitutional Complex, 2480 Thompson St., 3rd Floor, Fort Myers, 33901

- Wednesday, 11-18-20 at 9 AM

In the event of a machine or manual recount, the additional dates of 11-08-20 through 11-14-20 will apply.

*I am a candidate for local office and have received a copy of the above schedules.*

|   |                     |            |
|---|---------------------|------------|
|  | Michael J. Dreikorn | 06/10/2020 |
| Signature   | Print Name          | Date       |