

FORM 1

STATEMENT OF
FINANCIAL INTERESTS

2019

Please print or type your name, mailing
address, agency name, and position below:

FOR OFFICE USE ONLY:

LAST NAME -- FIRST NAME -- MIDDLE NAME :

MAILING ADDRESS :

CITY :

ZIP :

COUNTY :

NAME OF AGENCY :

NAME OF OFFICE OR POSITION HELD OR SOUGHT :

CHECK ONLY IF ☐ CANDIDATE OR ☐ NEW EMPLOYEE OR APPOINTEE

2020 JUN 9 AM 8:21

**** THIS SECTION MUST BE COMPLETED ****

DISCLOSURE PERIOD:

THIS STATEMENT REFLECTS YOUR FINANCIAL INTERESTS FOR CALENDAR YEAR ENDING DECEMBER 31, 2019.

MANNER OF CALCULATING REPORTABLE INTERESTS:

FILERS HAVE THE OPTION OF USING REPORTING THRESHOLDS THAT ARE ABSOLUTE DOLLAR VALUES, WHICH REQUIRES FEWER CALCULATIONS, OR USING COMPARATIVE THRESHOLDS, WHICH ARE USUALLY BASED ON PERCENTAGE VALUES (see instructions for further details). CHECK THE ONE YOU ARE USING (must check one):

☐

COMPARATIVE (PERCENTAGE) THRESHOLDS

OR

☒

DOLLAR VALUE THRESHOLDS

PART A -- PRIMARY SOURCES OF INCOME [Major sources of income to the reporting person - See instructions]

(If you have nothing to report, write "none" or "n/a")

NAME OF SOURCE OF INCOME	SOURCE'S ADDRESS	DESCRIPTION OF THE SOURCE'S PRINCIPAL BUSINESS ACTIVITY
Florida Retirement	P.O. Box 9000 Tallahassee	40,769
Social Security	Social Security Admin	21,000

PART B -- SECONDARY SOURCES OF INCOME

[Major customers, clients, and other sources of income to businesses owned by the reporting person - See instructions]

(If you have nothing to report, write "none" or "n/a")

NAME OF BUSINESS ENTITY	NAME OF MAJOR SOURCES OF BUSINESS' INCOME	ADDRESS OF SOURCE	PRINCIPAL BUSINESS ACTIVITY OF SOURCE

PART C -- REAL PROPERTY [Land, buildings owned by the reporting person - See instructions]

(If you have nothing to report, write "none" or "n/a")

House 1
House
Vehicles (2004 Tahoe and 2004 RV)

You are not limited to the space on the
lines on this form. Attach additional
sheets, if necessary.FILING INSTRUCTIONS for when
and where to file this form are
located at the bottom of page 2.INSTRUCTIONS on who must file
this form and how to fill it out
begin on page 3.

PART D — INTANGIBLE PERSONAL PROPERTY [Stocks, bonds, certificates of deposit, etc. - See instructions]
(If you have nothing to report, write "none" or "n/a")

TYPE OF INTANGIBLE	BUSINESS ENTITY TO WHICH THE PROPERTY RELATES
Edward Jones Stock	See Attached sheet

PART E — LIABILITIES [Major debts - See instructions]
(If you have nothing to report, write "none" or "n/a")

NAME OF CREDITOR	ADDRESS OF CREDITOR
NONE	

PART F — INTERESTS IN SPECIFIED BUSINESSES [Ownership or positions in certain types of businesses - See instructions]
(If you have nothing to report, write "none" or "n/a")

	BUSINESS ENTITY # 1	BUSINESS ENTITY # 2
NAME OF BUSINESS ENTITY		
ADDRESS OF BUSINESS ENTITY		
PRINCIPAL BUSINESS ACTIVITY		
POSITION HELD WITH ENTITY		
I OWN MORE THAN A 5% INTEREST IN THE BUSINESS		
NATURE OF MY OWNERSHIP INTEREST		

PART G — TRAINING

For elected municipal officers required to complete annual ethics training pursuant to section 112.3142, F.S.

☐ I CERTIFY THAT I HAVE COMPLETED THE REQUIRED TRAINING.

IF ANY OF PARTS A THROUGH G ARE CONTINUED ON A SEPARATE SHEET, PLEASE CHECK HERE ☐

SIGNATURE OF FILER:

Signature:



Date Signed:

5-27-2020

CPA or ATTORNEY SIGNATURE ONLY

If a certified public accountant licensed under Chapter 473, or attorney in good standing with the Florida Bar prepared this form for you, he or she must complete the following statement:

I, _____, prepared the CE Form 1 in accordance with Section 112.3145, Florida Statutes, and the instructions to the form. Upon my reasonable knowledge and belief, the disclosure herein is true and correct.

CPA/Attorney Signature: _____

Date Signed: _____

FILING INSTRUCTIONS:

If you were mailed the form by the Commission on Ethics or a County Supervisor of Elections for your annual disclosure filing, return the form to that location. To determine what category your position falls under, see page 3 of instructions.

Local officers/employees file with the Supervisor of Elections of the county in which they permanently reside. (If you do not permanently reside in Florida, file with the Supervisor of the county where your agency has its headquarters.) Form 1 filers who file with the Supervisor of Elections may file by mail or email. Contact your Supervisor of Elections for the mailing address or email address to use. Do not email your form to the Commission on Ethics, it will be returned.

State officers or specified state employees who file with the Commission on Ethics may file by mail or email. To file by mail, send the completed form to P.O. Drawer 15709, Tallahassee, FL 32317-5709; physical address: 325 John Knox Rd, Bldg E, Ste 200, Tallahassee, FL 32303. To file with the Commission by email, scan your completed form and any attachments as a pdf (do not use any other format), send it to CEForm1@leg.state.fl.us and retain a copy for your records. Do not file by both mail and email. Choose only one filing method. Form 6s will not be accepted via email.

Candidates file this form together with their filing papers.

MULTIPLE FILING UNNECESSARY: A candidate who files a Form 1 with a qualifying officer is not required to file with the Commission or Supervisor of Elections.

WHEN TO FILE: Initially, each local officer/employee, state officer, and specified state employee must file **within 30 days** of the date of his or her appointment or of the beginning of employment. Appointees who must be confirmed by the Senate must file prior to confirmation, even if that is less than 30 days from the date of their appointment.

Candidates must file at the same time they file their qualifying papers.

Thereafter, file by July 1 following each calendar year in which they hold their positions.

Finally, file a final disclosure form (Form 1F) within 60 days of leaving office or employment. Filing a CE Form 1F (Final Statement of Financial Interests) does not relieve the filer of filing a CE Form 1 if the filer was in his or her position on December 31, 2019.

Total Value of Accounts

\$432,855.91

As of 05/27/2020

Account Name <small>Change account nicknames</small>	One Year Ago	Current
Joint-1	\$91,664.40	\$64,428.92
Trad IRA-5 (Guided Solutions)	\$193,207.98	\$194,652.66
Trad IRA-6 (Guided Solutions)	\$147,870.69	\$137,468.64
Roth IRA-1 (Guided Solutions)	\$17,328.29	\$16,972.12
Roth IRA-2 (Guided Solutions)	\$19,766.35	\$19,333.57
Total Balance: Accounts Held at Edward Jones		\$432,855.91



My Financial Advisor

SCOTT L. LEE
103 US HWY 41 S
INVERNESS, FL 34450
(352) 860-2839

Sr. Branch Office Administrator

ANGIE BERRIOS

Sr. Branch Office Administrator

JOHN WELTER

Today in the Market

+210.23 (+0.84%)	-96.85 (-1.04%)	+5.51 (+0.18%)
DJIA	NASDAQ	S&P 500
25,205.33	9,243.36	2,997.2

Quotes are delayed at least 15 minutes. Market data
provided by Thomson Reuters.

This site is designed for U.S. residents. The services offered within this site are available exclusively through our U.S. financial advisors. Edward Jones' U.S. financial advisors may only conduct business with residents of the states for which they are properly registered. Please note that not all of the investments and services mentioned are available in every state.

While Edward Jones has made every reasonable attempt to assure the accuracy of account activity presented online, it is not intended to replace official records such as transaction confirmations, periodic account statements and other official communications from Edward Jones. To report any issues or errors, please email accountaccess@edwardjones.com. Explanations about the calculations and presentation of information, as well as additional important disclosures, can be found at <https://www.edwardjones.com/disclosures>.

Copyright © 2020 Edward Jones®. All rights reserved. Member SIPC.

Holdings

Current account value: \$64,431

As of 01/01/2020

Account Settings: Beneficiaries | Address | Delivery

■ Cash	\$1
■ Stocks	\$60
■ Mutual Funds — Held at Edward Jones	\$8
■ Unit Trusts	\$41
Value of holdings:	\$112
Loan balance:	-\$47
Current account value:	\$64,431
Account value one year ago:	\$91

2020 JUN 9 AM 8:21

■ Cash

Description	Current Yield / Rate	Available	
CASH	---	\$1,766.68	\$1
Total:		\$1,766.68	\$1,

Current Value

■ Stocks

Symbol	Asset Category	Research Opinion	Shares	Price/Share	Today's \$ Change	Today's % Change	Today's Value Change	Estimated Current Value
GOOG	Growth	FYI	5.00000	\$1,403.28	-\$13.36	-0.94	-\$66.80	\$7,016.40
CMCSA	Growth & Income	Buy	174.09595	\$40.12	+\$0.60	+1.52	+\$104.46	\$6,984.72
IBM	Growth & Income	Buy	25.00000	\$124.15	+\$2.28	+1.87	+\$57.00	\$3,103.75
ITW	Growth & Income	Buy	21.00000	\$177.90	+\$5.02	+2.90	+\$105.42	\$3,735.90
JNJ	Growth & Income	Buy	39.82460	\$144.10	-\$0.22	-0.15	-\$8.76	\$5,738.72
K	Growth & Income	Buy	60.00000	\$62.64	+\$0.79	+1.27	+\$47.40	\$3,758.40
PYPL	Growth	Buy	65.00000	\$142.68	-\$4.80	-3.27	-\$312.00	\$9,274.20
PBA	Growth & Income	Buy	98.00000	\$25.17	-\$0.24	-0.95	-\$23.52	\$2,466.66
SBUX	Growth & Income	Buy	118.69969	\$78.30	+\$0.61	+0.78	+\$72.41	\$9,294.18
SYF	Growth & Income	Hold	163.33813	\$20.76	+\$1.15	+5.90	+\$187.84	\$3,390.89
ZBH	Growth & Income	Buy	45.60955	\$129.00	+\$2.11	+1.66	+\$96.24	\$5,883.63
Total:								+\$259.68
								\$60,

The Edward Jones Research Opinion referenced does not take into account your particular investment profile and is not intended as an express recommendation to purchase, hold or sell particular securities, financial instruments or strategies. You should contact your Edward Jones Financial Advisor before acting upon the Edward Jones Research Opinion referenced.

The estimated current value is based on the number of shares you hold. Share price is at least 15 minutes old. On a day when the market is closed, change reflects the previous market day. Today's Value Change assumes current shares were held at market open.

■ Mutual Funds — Held at Edward Jones

Symbol	Shares	Last Price/Share	Price \$ Change	Price % Change	Last Closing Value*
AMECX	423.262	\$20.71	+\$0.31	+1.52	\$8,765.75
Last Closing Value Total:					\$8,

* Previous business day

Estimated Current Market Value

Unit Trusts

Description	Units	Unit Price	Last Close
FIRST TRUST TAX EXEMPT MUN INCOME TRUST MONTHLY CASH	6.250	\$0.30	\$5
INVESCO CENTRAL EQUITY TRUST DIVERS INCOME QUARTERLY CASH	1,397.000	\$11.62	\$16
INVESCO INVESTMENT GRADE MUNICIPAL TRUST MONTHLY CASH	7.500	\$22.41	\$4
INVESCO INVESTMENT GRADE MUNICIPAL TRUST MONTHLY CASH	14.250	\$25.63	\$7
INVESCO INVESTMENT GRADE MUNICIPAL TRUST MONTHLY CASH	10.000	\$7.51	\$6
INVESTORS QUALITY MUNICIPAL CASH	6.250	\$79.22	\$
VAN KAMPEN INVESTMENT GRADE MUNICIPAL TRUST	7.750	\$148.51	\$1
Total:			\$41,

This site is designed for U.S. residents. The services offered within this site are available exclusively through our U.S. financial advisors. Edward Jones' U.S. financial advisors may only conduct business with residents of the states for which they are properly registered. Please note that not all of the investments and services mentioned are available in every state.

While Edward Jones has made every reasonable attempt to assure the accuracy of account activity presented online, it is not intended to replace official records such as transaction confirmations, periodic account statements and other official communications from Edward Jones. To report any issues or errors, please email accountaccess@edwardjones.com. Explanations about the calculations and presentation of information, as well as additional important disclosures, can be found at <https://www.edwardjones.com/disclosures>.

Copyright © 2020 Edward Jones & Co. All rights reserved. Member SIPC.

Holdings

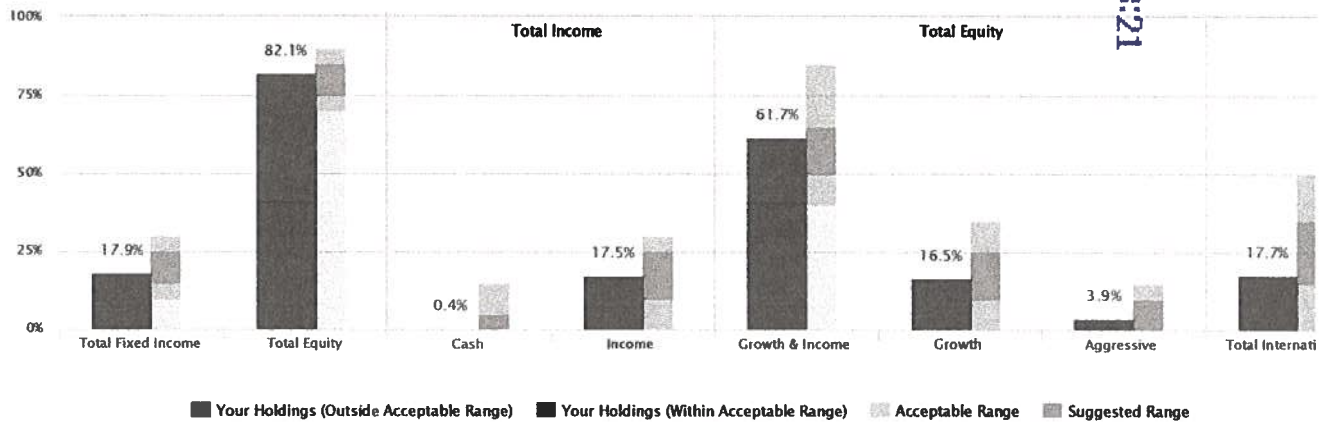
Current account value: \$194,720
As of 01/01/2020

Your Diversification

Account Settings : Benjamin Charles | Address | Delivery

Edward Jones Guided Solutions™ Flex Account

Your Portfolio Objective: Growth Focus



Cash & Money Market

Description	Current Yield / Rate	Available
CASH	---	\$0.00
MNY MKT FUND RETIREMENT SHARES	0.01% *	\$708.35
Total:		\$708.35

*The average yield on the money market fund for the past seven days.

Current Value

Stocks

Symbol	Asset Category	Research Opinion	Shares	Price/Share	Today's \$ Change	Today's % Change	Today's Value Change	Estimated Current Value
ABT	Growth & Income	Buy	31.00000	\$88.60	-\$0.88	-0.98	-\$27.28	\$2,746.60
GOOGL	Growth	Buy	2.00000	\$1,407.76	-\$13.61	-0.96	-\$27.22	\$2,815.52
ADI	Growth & Income	Buy	21.00000	\$113.73	+\$1.03	+0.91	+\$21.63	\$2,388.33
BRK B	Growth	Buy	11.00000	\$184.84	+\$4.50	+2.50	+\$49.50	\$2,033.24
BLK	Growth & Income	Buy	4.00000	\$526.90	+\$3.27	+0.62	+\$13.08	\$2,107.60
AVGO	Growth & Income	Buy	9.00000	\$285.11	+\$3.09	+1.10	+\$27.81	\$2,565.99
CERN	Growth & Income	Buy	36.00000	\$67.10	-\$0.29	-0.43	-\$10.44	\$2,415.60
CHKP	Growth	Buy	23.00000	\$107.79	+\$0.14	+0.13	+\$3.22	\$2,479.17
CVX	Growth & Income	Buy	21.00000	\$93.62	+\$0.32	+0.34	+\$6.72	\$1,966.02
CSX	Growth & Income	Buy	26.00000	\$73.53	+\$1.39	+1.93	+\$36.14	\$1,911.78
DE	Growth & Income	Buy	11.00000	\$151.96	+\$3.93	+2.65	+\$43.23	\$1,671.56
FTS	Growth & Income	Buy	80.00000	\$37.63	+\$0.06	+0.16	+\$4.80	\$3,010.40
HON	Growth & Income	Buy	11.00000	\$149.32	+\$4.38	+3.02	+\$48.18	\$1,642.52

Symbol	Asset Category	Research Opinion	Shares	Price/Share	Today's \$ Change	Today's % Change	Today's Value Change	Estimated Current Value
IBM	Growth & Income	Buy	17.00000	\$124.35	+\$2.59	+2.13	+\$44.03	\$2,113.95
ITW	Growth & Income	Buy	11.00000	\$177.64	+\$4.54	+2.62	+\$49.98	\$1,954.04
JNJ	Growth & Income	Buy	18.00000	\$144.32	-\$0.28	-0.19	-\$5.00	\$2,597.76
JPM	Growth & Income	Buy	18.00000	\$99.51	+\$3.69	+3.85	+\$66.40	\$1,791.18
LIN	Growth & Income	Buy	13.00000	\$193.86	+\$0.86	+0.45	+\$11.10	\$2,520.18
MFC	Growth & Income	Buy	132.00000	\$12.88	+\$0.37	+2.96	+\$48.80	\$1,700.16
MPC	Growth & Income	Buy	40.00000	\$36.56	-\$0.26	-0.71	-\$10.40	\$1,462.40
MCD	Growth & Income	Buy	13.00000	\$187.67	+\$2.84	+1.54	+\$36.90	\$2,439.71
MDT	Growth & Income	Buy	24.00000	\$96.19	-\$0.96	-0.99	-\$23.04	\$2,308.56
MSFT	Growth & Income	Buy	15.00000	\$178.63	-\$2.94	-1.62	-\$44.10	\$2,679.45
NVS	Growth & Income	Buy	30.00000	\$84.13	-\$0.92	-1.08	-\$27.60	\$2,523.90
PYPL	Growth	Buy	22.00000	\$142.81	-\$4.19	-2.85	-\$92.18	\$3,141.82
PEP	Growth & Income	Buy	19.00000	\$130.12	+\$0.37	+0.29	+\$7.03	\$2,472.28
PM	Growth & Income	Buy	31.00000	\$73.98	+\$1.85	+2.57	+\$57.35	\$2,293.38
PG	Growth & Income	Buy	22.00000	\$113.19	+\$1.16	+1.04	+\$25.52	\$2,490.18
SBUX	Growth & Income	Buy	31.00000	\$78.47	+\$0.71	+0.91	+\$22.01	\$2,432.57
STT	Growth & Income	Buy	32.00000	\$62.95	+\$2.43	+4.02	+\$77.76	\$2,014.40
TXN	Growth & Income	Buy	20.00000	\$116.94	+\$1.21	+1.05	+\$24.20	\$2,338.80
VFC	Growth & Income	Buy	32.00000	\$61.85	+\$2.03	+3.39	+\$64.96	\$1,979.20
VZ	Growth & Income	Buy	51.00000	\$55.14	+\$0.85	+1.56	+\$43.35	\$2,812.14
DIS	Growth & Income	Buy	23.00000	\$122.06	+\$1.11	+0.92	+\$25.53	\$2,807.38
WELL	Growth & Income	Hold	29.00000	\$52.98	+\$1.87	+3.65	+\$54.23	\$1,536.42
Total:								+\$646.28
								\$80,

The Edward Jones Research Opinion referenced does not take into account your particular investment profile and is not intended as an express recommendation to purchase, hold or sell particular securities, financial instruments or strategies. You should contact your Edward Jones Financial Advisor before acting upon the Edward Jones Research Opinion referenced.

The estimated current value is based on the number of shares you hold. Share price is at least 15 minutes old. On a day when the market is closed, change reflects the previous market day. Today's Value Change assumes current shares were held at market open.

Mutual Funds — Held at Edward Jones

Symbol	Shares	Last Price/Share	Price \$ Change	Price % Change	Last Closing Value*
FNWFX	120.438	\$63.11	+\$1.40	+2.27	\$7,600.84
MKDVX	1,149.112	\$17.71	+\$0.48	+2.79	\$20,350.77
CCYIX	325.686	\$30.06	+\$0.99	+3.41	\$9,790.12
FDTRX	139.990	\$103.65	-\$0.75	-0.72	\$14,509.96
HYIFX	2,509.868	\$3.59	+\$0.04	+1.13	\$9,010.42
JIGEX	1,190.833	\$10.98	\$0.00	0.00	\$13,075.34
JMVYX	378.285	\$31.42	+\$1.24	+4.11	\$11,885.71
Last Closing Value Total:					\$86,

*Previous business day

Estimated Current Market Value

Exchange-Traded & Closed End Funds

Symbol	Asset Category	Shares	Price/Share	Today's \$ Change	Today's % Change	Today's Value Change	Estimated Current Value
VYM	Growth & Income	195.000	\$79.70	+\$1.07	+1.36	+\$208.65	\$15,541.50
BND	Income	138.000	\$87.59	-\$0.01	-0.01	-\$1.38	\$12,087.42
Total:							+\$207.27
							\$27,

Holdings

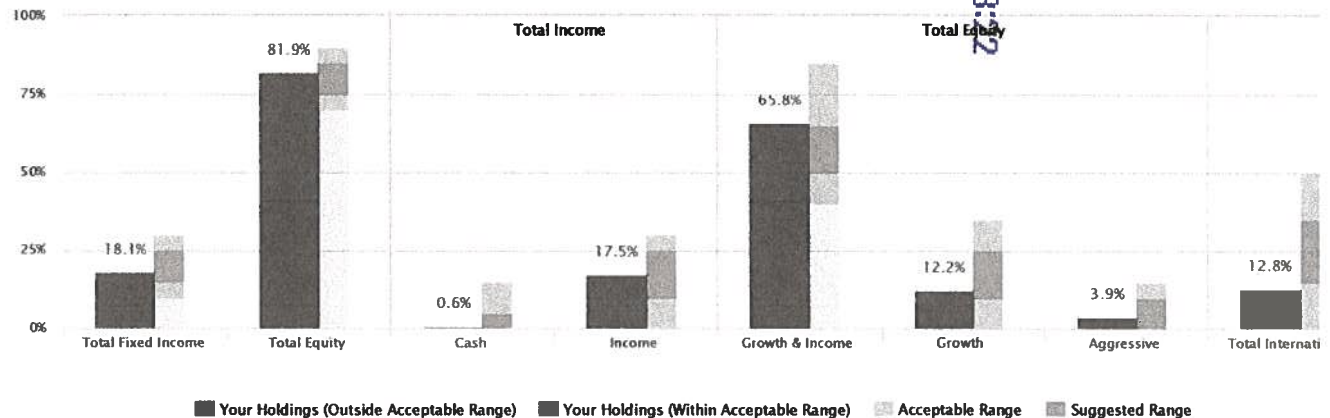
Current account value: \$137,51.
As of 01/01/2020

Your Diversification

Account Settings : Beneficiaries | Address | Delive

Edward Jones Guided Solutions™ Flex Account

Your Portfolio Objective: Growth Focus



Cash & Money Market

Description	Current Yield / Rate	Available
CASH	---	\$0.00
MNY MKT FUND RETIREMENT SHARES	0.01% *	\$817.91
Total:		\$817.91

*The average yield on the money market fund for the past seven days.

Current Value

Stocks

Symbol	Asset Category	Research Opinion	Shares	Price/Share	Today's \$ Change	Today's % Change	Today's Value Change	Estimated Current Value
ABT	Growth & Income	Buy	24.00000	\$88.68	-\$0.80	-0.89	-\$19.20	\$2,128.32
GOOGL	Growth	Buy	2.00000	\$1,411.40	-\$9.97	-0.70	-\$19.94	\$2,822.80
ADI	Growth & Income	Buy	16.00000	\$113.80	+\$1.10	+0.98	+\$17.60	\$1,820.80
BRK B	Growth	Buy	8.00000	\$184.75	+\$4.42	+2.45	+\$35.36	\$1,478.00
BLK	Growth & Income	Buy	4.00000	\$526.28	+\$2.65	+0.51	+\$10.60	\$2,105.12
AVGO	Growth & Income	Buy	7.00000	\$285.46	+\$3.44	+1.22	+\$24.08	\$1,998.22
CERN	Growth & Income	Buy	28.00000	\$67.27	-\$0.12	-0.18	-\$3.36	\$1,883.56
CHKP	Growth	Buy	17.00000	\$107.67	+\$0.02	+0.02	+\$0.34	\$1,830.39
CVX	Growth & Income	Buy	16.00000	\$93.60	+\$0.30	+0.32	+\$4.80	\$1,497.60
CSX	Growth & Income	Buy	19.00000	\$73.37	+\$1.23	+1.71	+\$23.37	\$1,394.03
DE	Growth & Income	Buy	9.00000	\$152.08	+\$4.06	+2.74	+\$36.54	\$1,368.72
FTS	Growth & Income	Buy	61.00000	\$37.59	+\$0.02	+0.05	+\$1.22	\$2,292.99
HON	Growth & Income	Buy	9.00000	\$149.10	+\$4.16	+2.87	+\$37.44	\$1,341.90

Symbol	Asset Category	Research Opinion	Shares	Price/Share	Today's \$ Change	Today's % Change	Today's Value Change	Estimated Current Value
IBM	Growth & Income	Buy	13.00000	\$124.44	+\$2.68	+2.20	+\$34.84	\$1,617.72
ITW	Growth & Income	Buy	8.00000	\$177.52	+\$4.43	+2.56	+\$35.44	\$1,420.16
JNJ	Growth & Income	Buy	14.00000	\$144.38	-\$0.18	-0.12	-\$2.52	\$2,021.32
JPM	Growth & Income	Buy	13.00000	\$99.31	+\$3.49	+3.64	+\$45.37	\$1,291.03
LIN	Growth & Income	Buy	10.00000	\$193.80	+\$0.80	+0.41	+\$8.00	\$1,938.00
MFC	Growth & Income	Buy	98.00000	\$12.84	+\$0.34	+2.72	+\$33.32	\$1,258.32
MPC	Growth & Income	Buy	31.00000	\$36.59	-\$0.24	-0.65	-\$7.44	\$1,134.29
MCD	Growth & Income	Buy	10.00000	\$187.60	+\$2.76	+1.49	+\$27.60	\$1,876.00
MDT	Growth & Income	Buy	18.00000	\$96.10	-\$1.04	-1.07	-\$18.72	\$1,729.80
MSFT	Growth & Income	Buy	12.00000	\$178.61	-\$2.96	-1.63	-\$35.52	\$2,143.32
NVS	Growth & Income	Buy	23.00000	\$84.20	-\$0.85	-1.00	-\$19.55	\$1,936.60
PYPL	Growth	Buy	17.00000	\$142.68	-\$4.32	-2.94	-\$73.44	\$2,425.56
PEP	Growth & Income	Buy	14.00000	\$130.13	+\$0.38	+0.29	+\$5.32	\$1,821.82
PM	Growth & Income	Buy	23.00000	\$73.96	+\$1.83	+2.54	+\$42.09	\$1,701.08
PG	Growth & Income	Buy	17.00000	\$113.22	+\$1.19	+1.06	+\$20.23	\$1,924.74
SBUX	Growth & Income	Buy	24.00000	\$78.42	+\$0.66	+0.85	+\$15.84	\$1,882.08
STT	Growth & Income	Buy	24.00000	\$62.88	+\$2.36	+3.90	+\$56.64	\$1,509.12
TXN	Growth & Income	Buy	15.00000	\$117.00	+\$1.27	+1.10	+\$19.05	\$1,755.00
VFC	Growth & Income	Buy	24.00000	\$61.85	+\$2.03	+3.39	+\$48.72	\$1,484.40
VZ	Growth & Income	Buy	34.00000	\$55.08	+\$0.79	+1.45	+\$26.86	\$1,872.72
DIS	Growth & Income	Buy	15.00000	\$121.98	+\$1.03	+0.85	+\$15.45	\$1,829.70
WELL	Growth & Income	Hold	20.00000	\$52.94	+\$1.82	+3.56	+\$36.40	\$1,058.80
Total:								+\$462.83
								\$61,

The Edward Jones Research Opinion referenced does not take into account your particular investment profile and is not intended as an express recommendation to purchase, hold or sell particular securities, financial instruments or strategies. You should contact your Edward Jones Financial Advisor before acting upon the Edward Jones Research Opinion referenced.

The estimated current value is based on the number of shares you hold. Share price is at least 15 minutes old. On a day when the market is closed, change reflects the previous market day. Today's Value Change assumes current shares were held at market open.

Mutual Funds — Held at Edward Jones

Symbol	Shares	Last Price/Share	Price \$ Change	Price % Change	Last Closing Value*
FNWFX	85.185	\$63.11	+\$1.40	+2.27	\$5,376.02
MKDVX	559.444	\$17.71	+\$0.48	+2.79	\$9,907.75
FDTRX	151.164	\$103.65	-\$0.75	-0.72	\$15,668.14
HYIFX	1,873.906	\$3.59	+\$0.04	+1.13	\$6,727.32
JIGEX	747.600	\$10.98	\$0.00	0.00	\$8,208.64
JMVYX	262.019	\$31.42	+\$1.24	+4.11	\$8,232.63
Last Closing Value Total:					\$54,

*Previous business day

Estimated Current Market Value

Exchange-Traded & Closed End Funds

Symbol	Asset Category	Shares	Price/Share	Today's \$ Change	Today's % Change	Today's Value Change	Estimated Current Value
VYM	Growth & Income	149.000	\$79.67	+\$1.03	+1.31	+\$153.47	\$11,870.83
BND	Income	104.000	\$87.60	+\$0.01	+0.01	+\$1.04	\$9,110.40
Total:							+\$154.51
							\$20,

Holdings

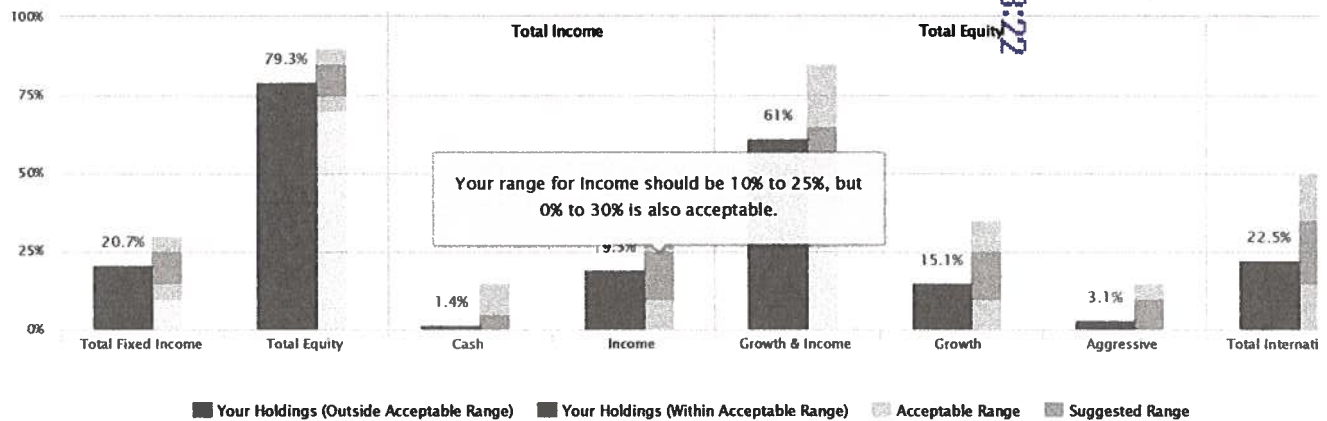
Current account value: \$16,971
As of 01/01/2020

Your Diversification

Account Settings | Beneficiaries | Address | Delivery

Edward Jones Guided Solutions™ Fund Account

Your Portfolio Objective: Growth Focus



Cash & Money Market

Description	Current Yield / Rate	Available
CASH	---	\$0.00
MNY MKT FUND RETIREMENT SHARES	0.01% *	\$2.44
Total:		\$2.44

*The average yield on the money market fund for the past seven days.

Current Value

Mutual Funds — Held at Edward Jones

Symbol	Shares	Last Price/Share	Price \$ Change	Price % Change	Last Closing Value*
FUNFX	63.438	\$56.04	+\$0.66	+1.19	\$3,555.06
FNWFX	8.382	\$63.11	+\$1.40	+2.27	\$528.98
CCYIX	34.130	\$30.06	+\$0.99	+3.41	\$1,025.94
HYIFX	242.214	\$3.59	+\$0.04	+1.13	\$869.54
JIGEX	107.159	\$10.98	\$0.00	0.00	\$1,176.60
JMVYX	49.116	\$31.42	+\$1.24	+4.11	\$1,543.22
MEIKX	83.785	\$38.03	+\$0.87	+2.34	\$3,186.34
TRGXX	240.270	\$1.00	\$0.00	0.00	\$240.27

Last Closing Value Total: \$12,000.00

*Previous business day

Estimated Current Market Value

Exchange-Traded & Closed End Funds

Symbol	Asset Category	Shares	Price/Share	Today's \$ Change	Today's % Change	Today's Value Change	Estimated Current Value
PID	Growth & Income	120.000	\$12.24	+\$0.06	+0.46	\$1.20	\$1,468.80
VYM	Growth & Income	27.000	\$79.61	+\$0.97	+1.23	+\$2.19	\$2,149.47
BND	Income	14.000	\$87.60	\$0.00	0.01	\$0.00	\$1,226.40
Total:							+\$33.39

This site is designed for U.S. residents. The services offered within this site are available exclusively through our U.S. financial advisors. Edward Jones' U.S. financial advisors may only conduct business with residents of the states for which they are properly registered. Please note that not all of the investments and services mentioned are available in every state.

While Edward Jones has made every reasonable attempt to assure the accuracy of account activity presented online, it is not intended to replace official records such as transaction confirmations, periodic account statements and other official communications from Edward Jones. To report any issues or errors, please email accountaccess@edwardjones.com. Explanations about the calculations and presentation of information, as well as additional important disclosures, can be found at <https://www.edwardjones.com/disclosures>.

Copyright © 2020 Edward Jones. All rights reserved. Member SIPC.

Holdings

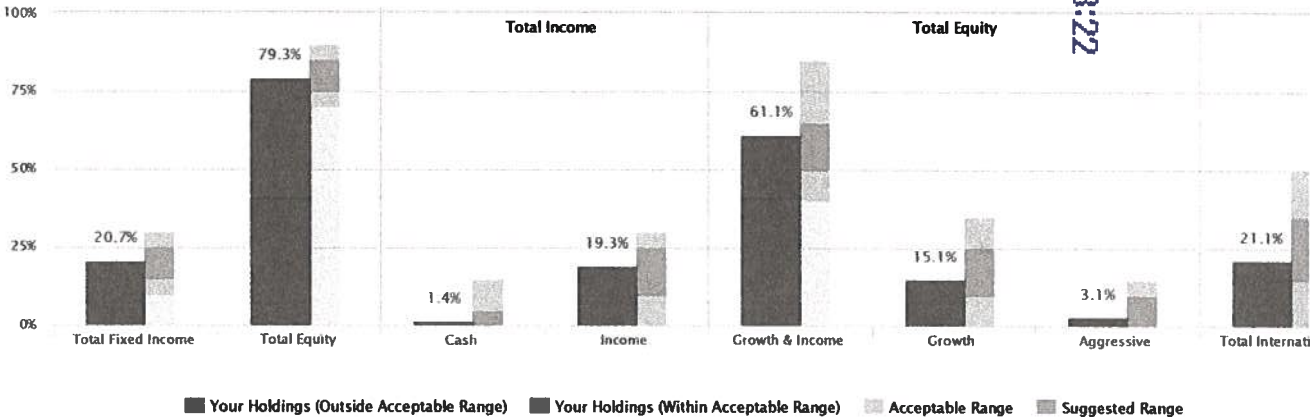
Current account value: \$19,331
As of 01/01/2020

Your Diversification

Account Settings : | Address | Delivery

Edward Jones Guided Solutions™ Fund Account
Your Portfolio Objective: Growth Focus

2020 JUN 9 AM 8:22



Cash & Money Market

Description	Current Yield / Rate	Available
CASH	---	\$0.00
MNY MKT FUND RETIREMENT SHARES	0.01% *	\$36.36
Total:		\$36.36

*The average yield on the money market fund for the past seven days.

Current Value

Mutual Funds — Held at Edward Jones

Symbol	Shares	Last Price/Share	Price \$ Change	Price % Change	Last Closing Value*
FUNFX	73.240	\$56.04	+\$0.66	+1.19	\$4,104.36
FNWFX	9.561	\$63.11	+\$1.40	+2.27	\$603.39
CCYIX	32.444	\$30.06	+\$0.99	+3.41	\$975.26
HYIFX	276.246	\$3.59	+\$0.04	+1.13	\$991.72
JIGEX	122.254	\$10.98	\$0.00	0.00	\$1,342.34
JMVYX	61.631	\$31.42	+\$1.24	+4.11	\$1,936.44
MEIKX	95.576	\$38.03	+\$0.87	+2.34	\$3,634.75
TRGXX	237.010	\$1.00	\$0.00	0.00	\$237.01

Last Closing Value Total: \$13,000.00

*Previous business day

Estimated Current Market Value

Exchange-Traded & Closed End Funds

Symbol	Asset Category	Shares	Price/Share	Today's \$ Change	Today's % Change	Today's Value Change	Estimated Current Value
PID	Growth & Income	131.000	\$12.24	+\$0.06	+0.46	+\$7.86	\$1,603.44
VYM	Growth & Income	31.000	\$79.57	+\$0.94	+1.19	+\$29.14	\$2,466.67
BND	Income	16.000	\$87.60	\$0.00	0.01	\$0.00	\$1,401.60
Total:							+\$37.00
							\$5,

This site is designed for U.S. residents. The services offered within this site are available exclusively through our U.S. financial advisors. Edward Jones' U.S. financial advisors may only conduct business with residents of the states for which they are properly registered. Please note that not all of the investments and services mentioned are available in every state.

While Edward Jones has made every reasonable attempt to assure the accuracy of account activity presented online, it is not intended to replace official records such as transaction confirmations, periodic account statements and other official communications from Edward Jones. To report any issues or errors, please email accountaccess@edwardjones.com. Explanations about the calculation and presentation of information, as well as additional important disclosures, can be found at <https://www.edwardjones.com/disclosures>.

Copyright © 2020 Edward Jones®. All rights reserved. Member SIPC.